

***UNITED STATES DISTRICT COURT
WESTERN DISTRICT OF TEXAS***

***CALENDAR YEAR
2011
STATISTICS***



**HON. FRED BIERY, CHIEF
UNITED STATES DISTRICT JUDGE**

UNITED STATES DISTRICT COURT
for the
WESTERN DISTRICT OF TEXAS

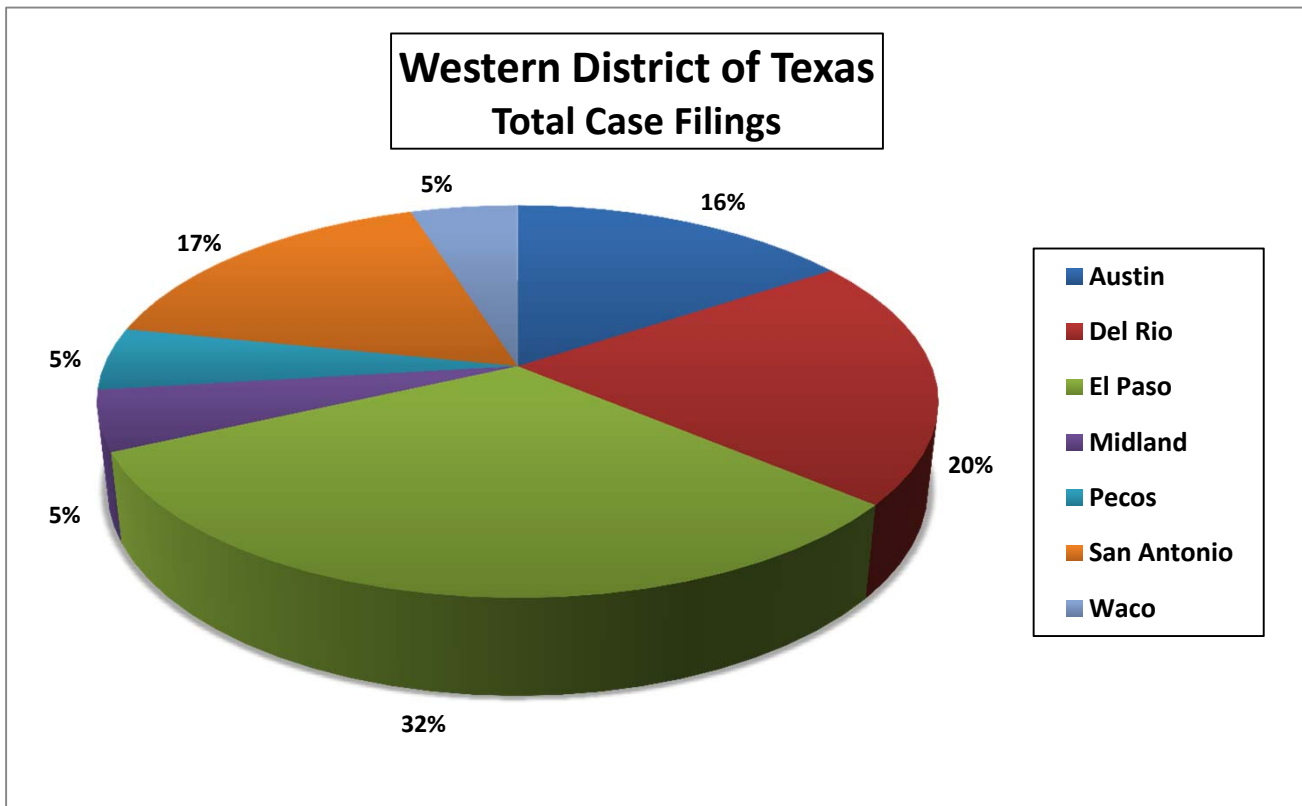
CALENDAR YEAR 2011

Total Case Filings - Pie Chart	1
Civil Case Filings - Pie Chart	2
Criminal Case Filings - Pie Chart	3
Criminal Defendants Filed - Pie Chart	4
Total Filings - TXWD - 10 Year Report	5
Civil Cases Filed - TXWD - 10 Year Report	6
Criminal Cases Filed - TXWD - 10 Year Report	7
Criminal Defendants Filed - TXWD - 10 Year Report	8
Civil/Criminal Cases Filed - TXWD - 10 Year Reports:	
- Austin	9
- Del Rio	10
- El Paso	11
- Midland	12
- Pecos	13
- San Antonio	14
- Waco	15

TOTAL CASE FILINGS
[JANUARY 1, 2011 - DECEMBER 31, 2011]

2011

DIVISION	Civil	Criminal	Total
Austin	1,047	632	1,679
Del Rio	61	2,137	2,198
El Paso	510	2,914	3,424
Midland	121	410	531
Pecos	138	415	553
San Antonio	1,059	748	1,807
Waco	292	234	526
Total:	3,228	7,490	10,718



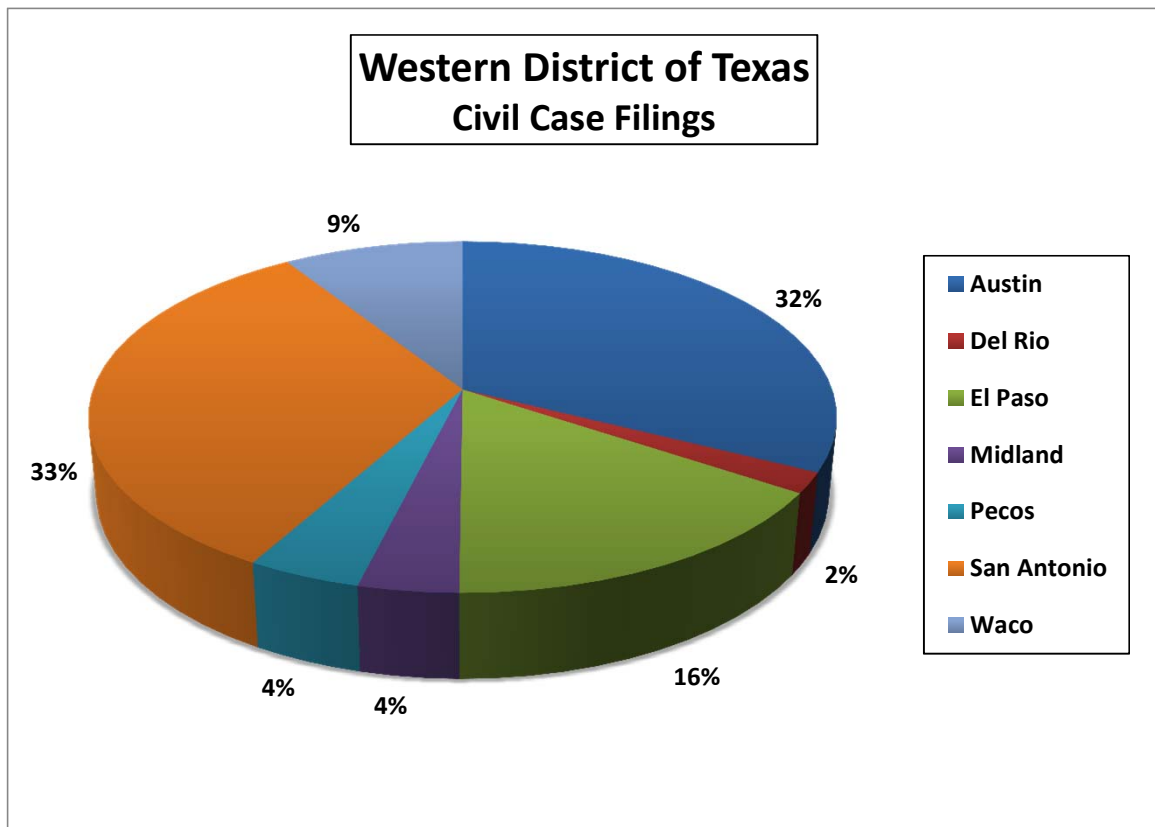
CIVIL CASE FILINGS

2011

[JANUARY 1, 2011 - DECEMBER 31, 2011]

DIVISION	Civil Cases Filed
Austin	1,047
Del Rio	61
El Paso	510
Midland	121
Pecos	138
San Antonio	1,059
Waco	292

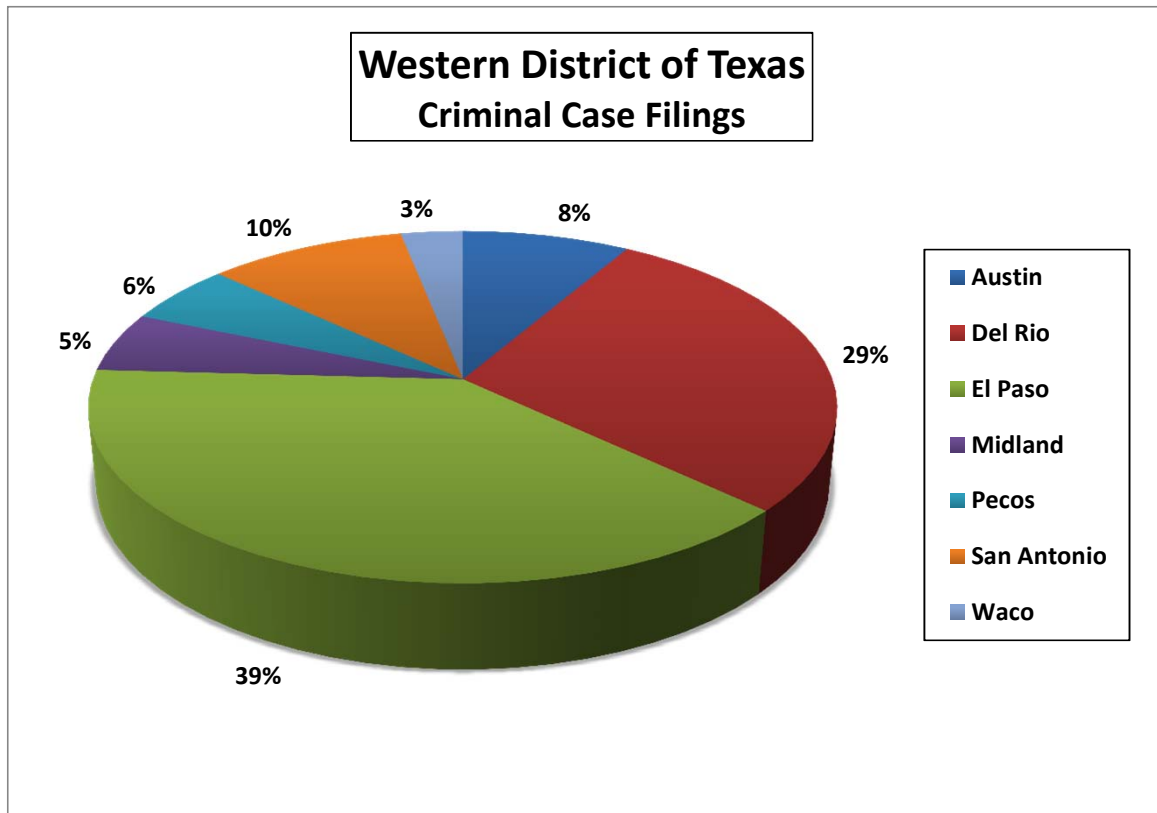
Total:	3,228



CRIMINAL CASE FILINGS
[JANUARY 1, 2011 - DECEMBER 31, 2011]

2011

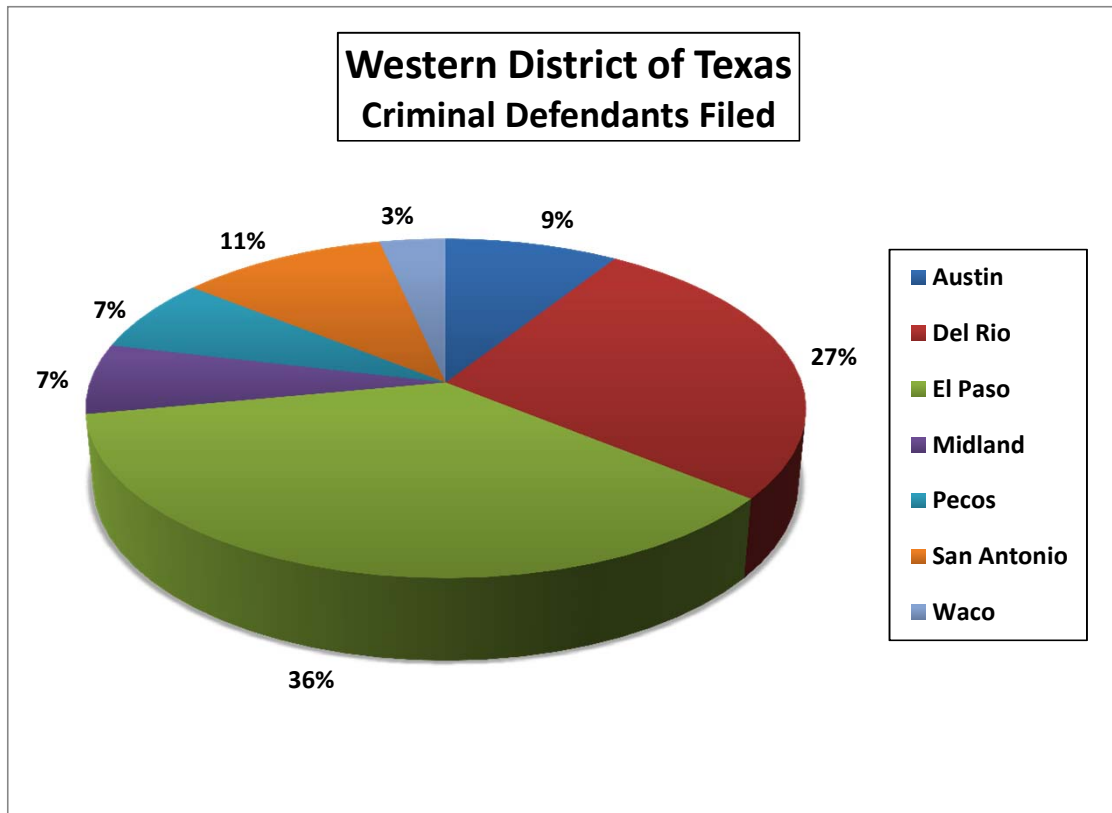
DIVISION	Criminal Cases Filed
Austin	632
Del Rio	2,137
El Paso	2,914
Midland	410
Pecos	415
San Antonio	748
Waco	234
Total:	7,490



CRIMINAL DEFENDANTS FILED
[JANUARY 1, 2011 - DECEMBER 31, 2011]

2011

DIVISION	Criminal Cases Filed
Austin	807
Del Rio	2,404
El Paso	3,227
Midland	597
Pecos	631
San Antonio	964
Waco	308
Total:	8,938

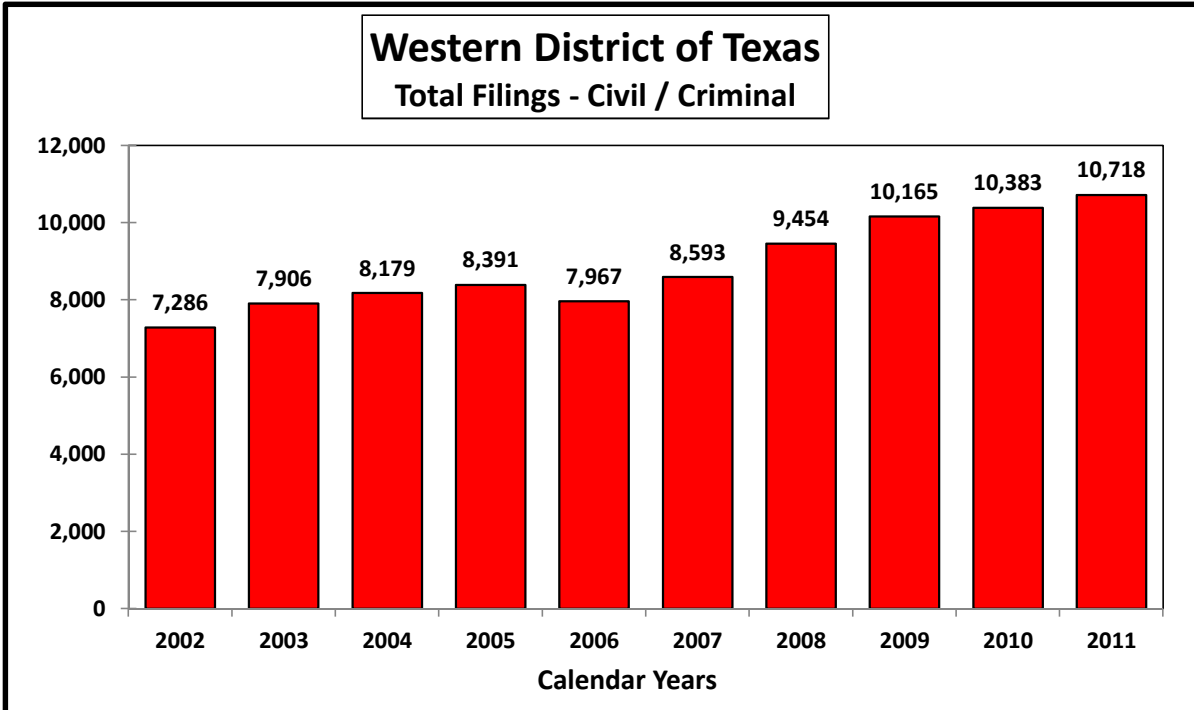


TOTAL FILINGS

TEXAS WESTERN

TEN YEAR REPORT

	2002	2003	2004	2005	2006	2007	2008	2009	2010	2011
Austin	1,090	1,194	1,300	1,249	1,240	1,241	1,327	1,534	1,699	1,679
Del Rio	760	925	995	1,167	1,061	1,099	1,243	1,582	1,776	2,198
El Paso	2,503	2,693	2,994	3,037	2,887	3,554	3,887	3,797	3,577	3,424
Midland	287	330	378	375	369	309	423	443	464	531
Pecos	493	473	398	334	351	348	355	459	493	553
San Antonio	1,642	1,678	1,530	1,606	1,500	1,458	1,667	1,797	1,785	1,807
Waco	511	613	584	623	559	584	552	553	589	526
Total:	7,286	7,906	8,179	8,391	7,967	8,593	9,454	10,165	10,383	10,718
+/-		620	273	212	-424	626	861	711	218	335
% Change		9%	3%	3%	-5%	8%	10%	8%	2%	3%

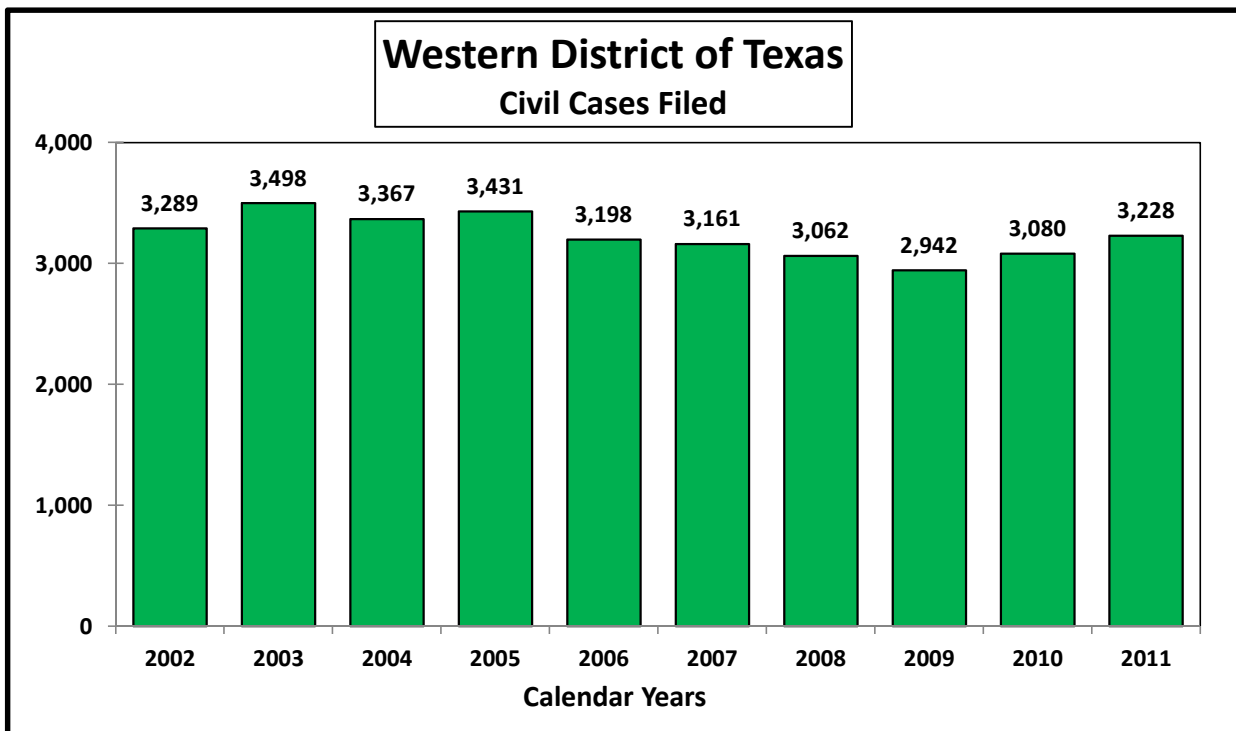


CIVIL CASES FILED

TEXAS WESTERN

TEN YEAR REPORT

	2002	2003	2004	2005	2006	2007	2008	2009	2010	2011
Austin	817	933	1,073	1,044	979	1,051	920	918	963	1,047
Del Rio	64	86	78	95	88	66	85	69	66	61
El Paso	573	507	442	478	446	453	502	455	454	510
Midland	176	179	158	170	161	103	170	131	151	121
Pecos	107	127	98	91	75	66	42	59	101	138
San Antonio	1,192	1,247	1,114	1,129	1,078	1,002	971	1,002	1,007	1,059
Waco	360	419	404	424	371	420	372	308	338	292
Total:	3,289	3,498	3,367	3,431	3,198	3,161	3,062	2,942	3,080	3,228
+/-		209	-131	64	-233	-37	-99	-120	138	148
% Change		6%	-4%	2%	-7%	-1%	-3%	-4%	5%	5%

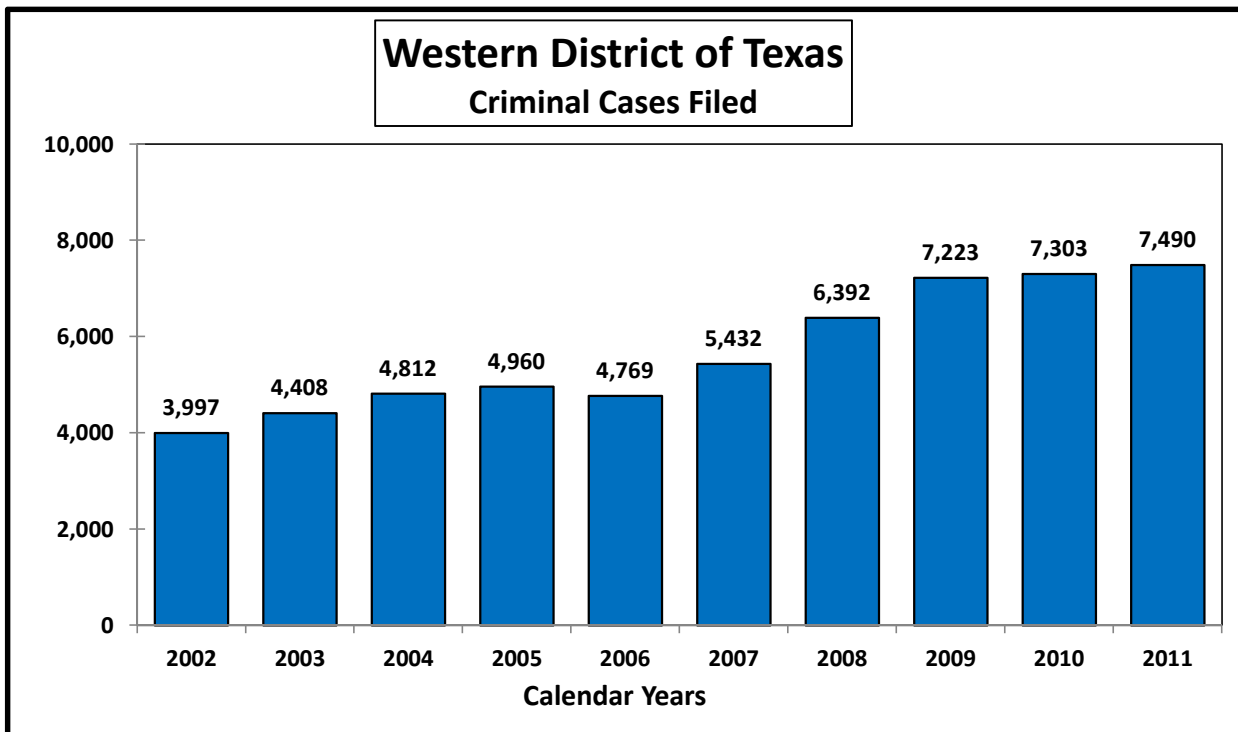


CRIMINAL CASES FILED

TEXAS WESTERN

TEN YEAR REPORT

	2002	2003	2004	2005	2006	2007	2008	2009	2010	2011
Austin	273	261	227	205	261	190	407	616	736	632
Del Rio	696	839	917	1,072	973	1,033	1,158	1,513	1,710	2,137
El Paso	1,930	2,186	2,552	2,559	2,441	3,101	3,385	3,342	3,123	2,914
Midland	111	151	220	205	208	206	253	312	313	410
Pecos	386	346	300	243	276	282	313	400	392	415
San Antonio	450	431	416	477	422	456	696	795	778	748
Waco	151	194	180	199	188	164	180	245	251	234
Total:	3,997	4,408	4,812	4,960	4,769	5,432	6,392	7,223	7,303	7,490
+/-		411	404	148	-191	663	960	831	80	187
% Change		10%	9%	3%	-4%	14%	18%	13%	1%	3%

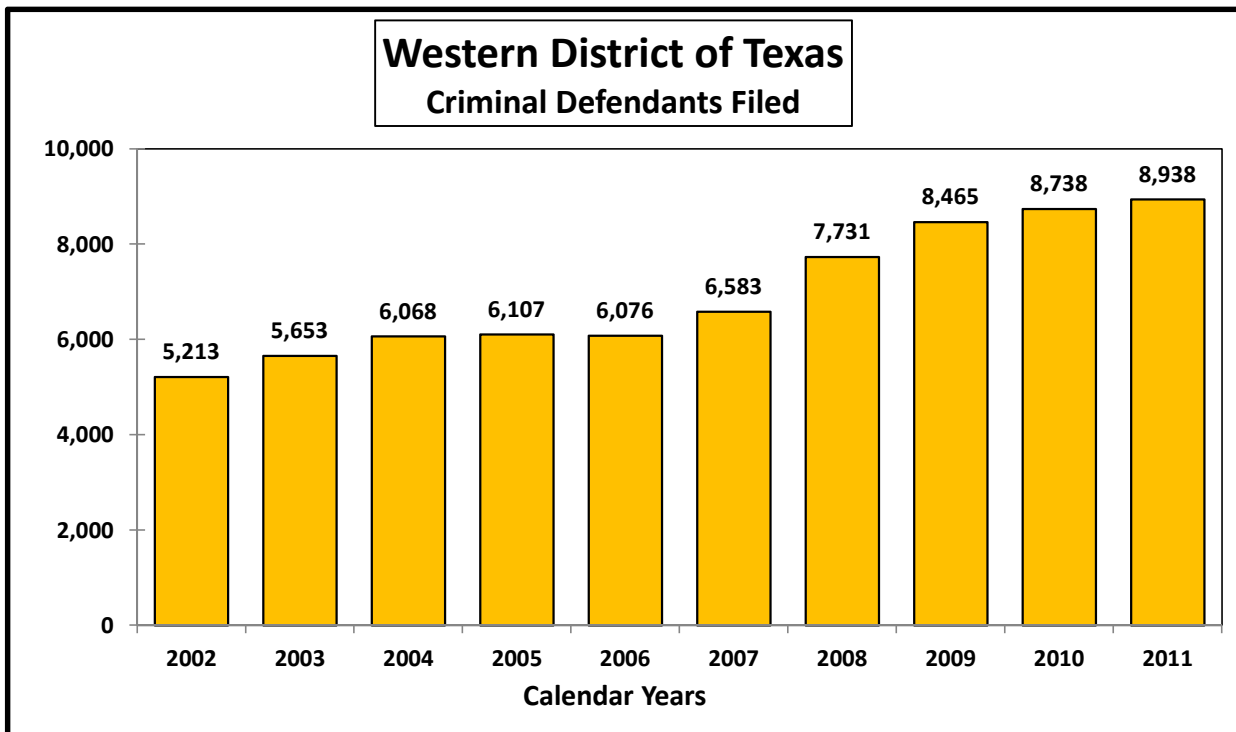


CRIMINAL DEFENDANTS FILED

TEXAS WESTERN

TEN YEAR REPORT

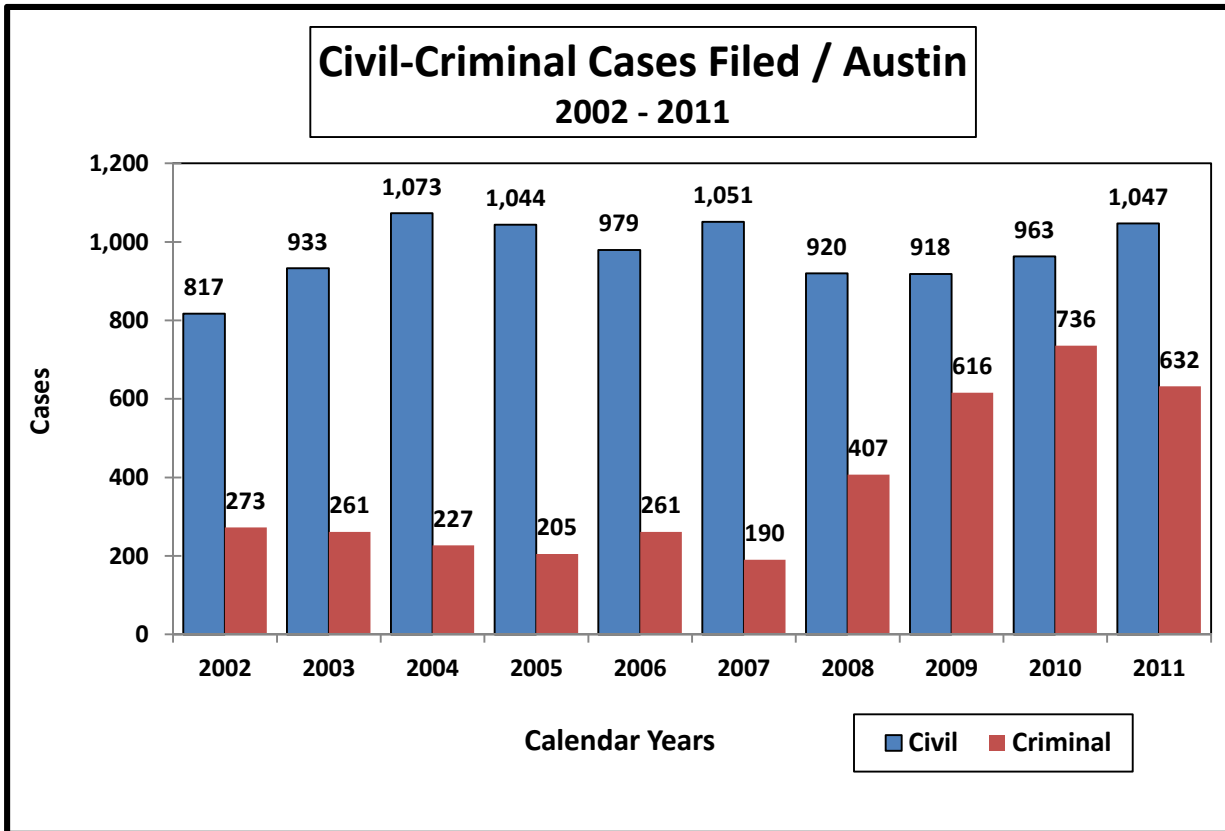
	2002	2003	2004	2005	2006	2007	2008	2009	2010	2011
Austin	332	340	301	281	386	279	590	710	843	807
Del Rio	910	1,082	1,071	1,229	1,173	1,261	1,415	1,750	2,021	2,404
El Paso	2,256	2,525	3,029	2,870	2,801	3,477	3,706	3,659	3,447	3,227
Midland	164	214	343	332	337	305	422	459	488	597
Pecos	590	512	418	368	464	384	400	548	623	631
San Antonio	688	662	642	706	656	657	945	1,016	987	964
Waco	273	318	264	321	259	220	253	323	329	308
Total:	5,213	5,653	6,068	6,107	6,076	6,583	7,731	8,465	8,738	8,938
+/-		440	415	39	-31	507	1148	734	273	200
% Change		8%	7%	1%	-1%	8%	17%	9%	3%	2%



CIVIL-CRIMINAL CASES FILED / AUSTIN

TEN YEAR REPORT

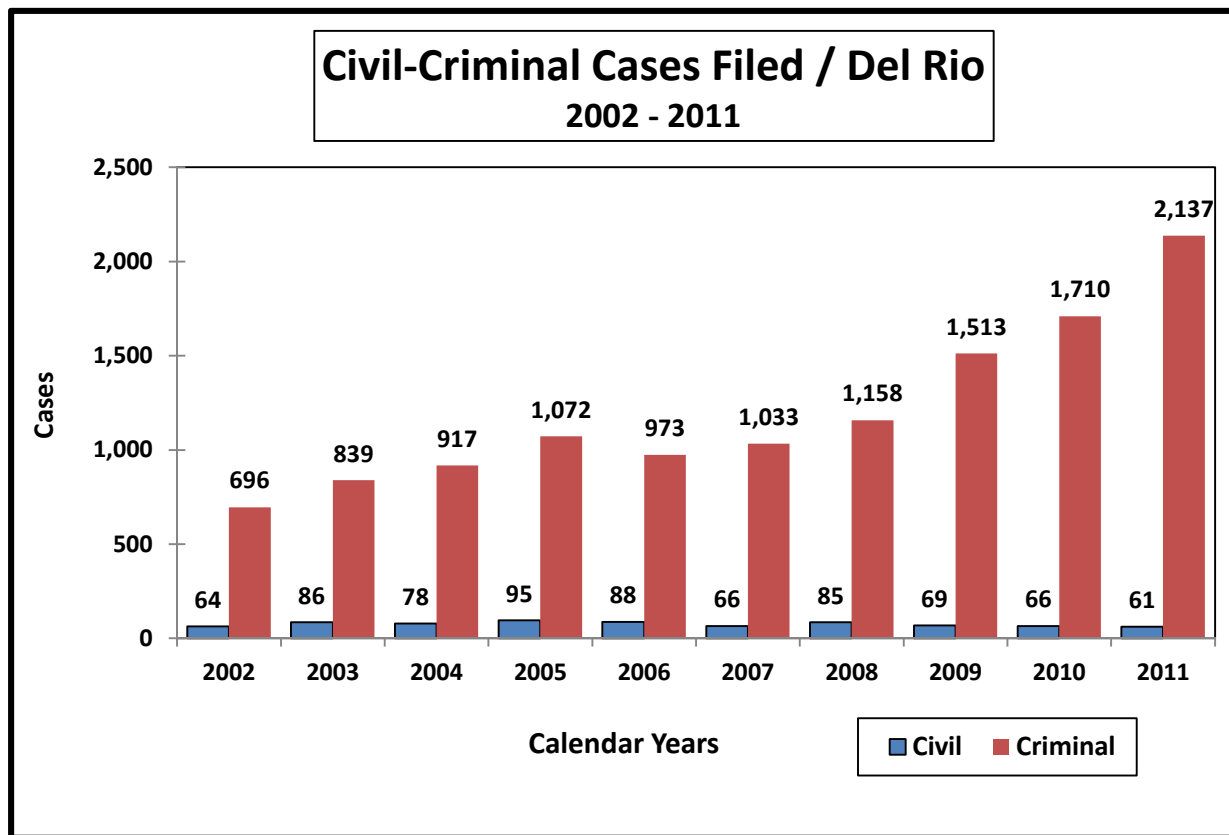
	2002	2003	2004	2005	2006	2007	2008	2009	2010	2011
Civil	817	933	1,073	1,044	979	1,051	920	918	963	1,047
Criminal	273	261	227	205	261	190	407	616	736	632
Total:	1,090	1,194	1,300	1,249	1,240	1,241	1,327	1,534	1,699	1,679



CIVIL-CRIMINAL CASES FILED / DEL RIO

TEN YEAR REPORT

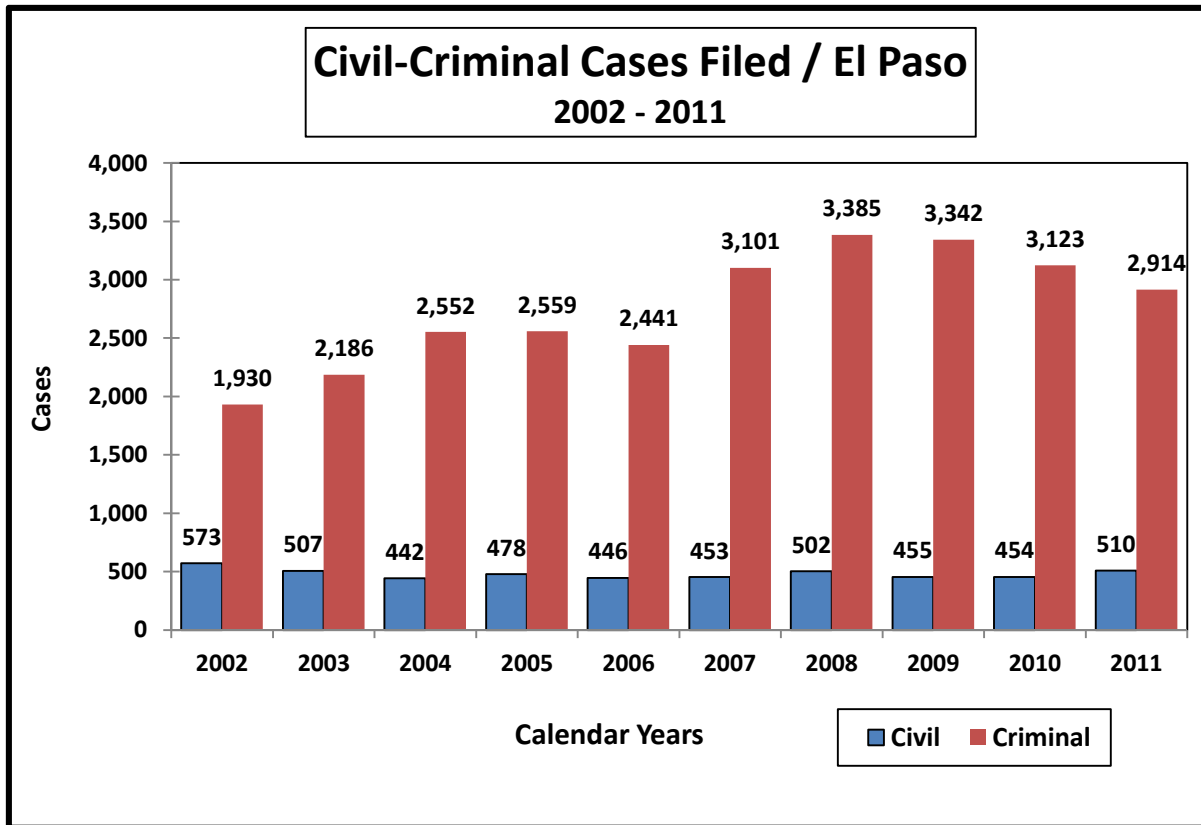
	2002	2003	2004	2005	2006	2007	2008	2009	2010	2011
Civil	64	86	78	95	88	66	85	69	66	61
Criminal	696	839	917	1,072	973	1,033	1,158	1,513	1,710	2,137
Total:	760	925	995	1,167	1,061	1,099	1,243	1,582	1,776	2,198



CIVIL-CRIMINAL CASES FILED / EL PASO

TEN YEAR REPORT

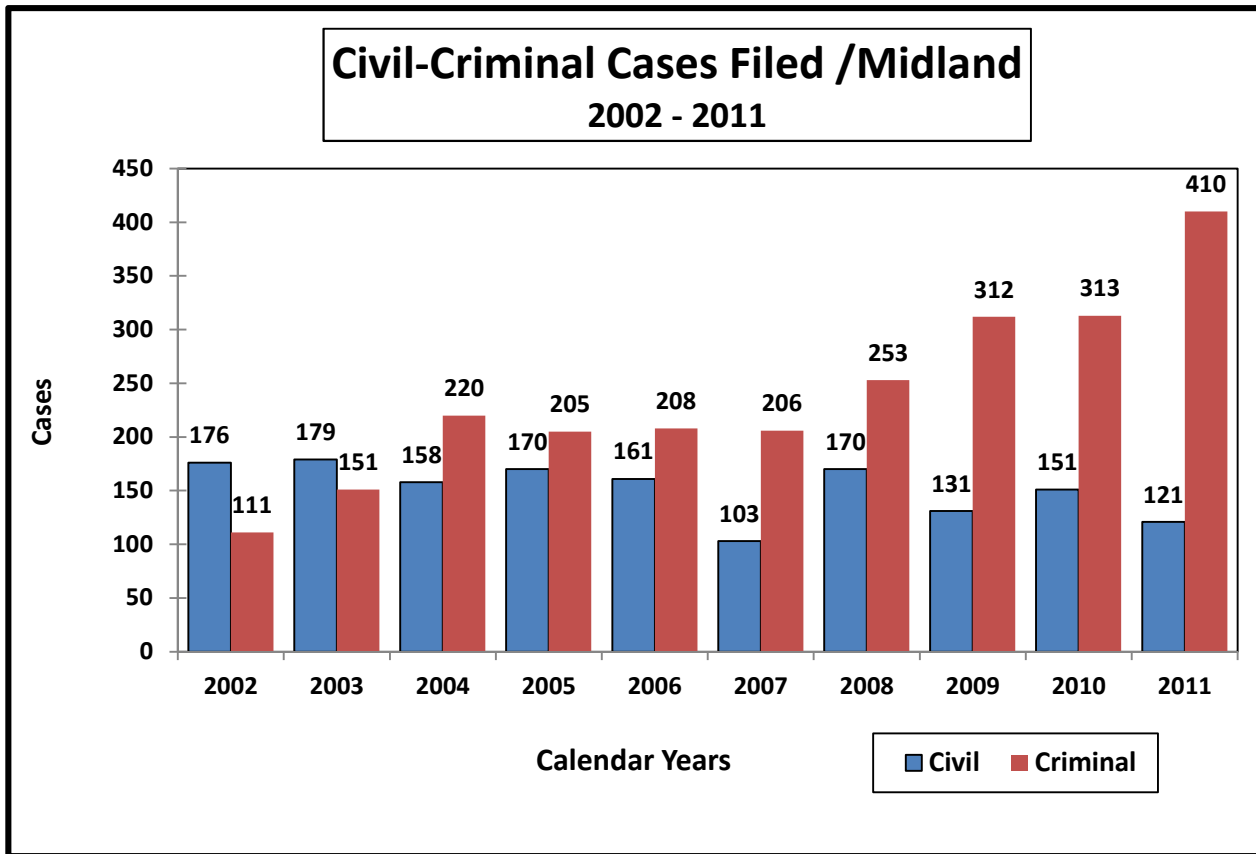
	2002	2003	2004	2005	2006	2007	2008	2009	2010	2011
Civil	573	507	442	478	446	453	502	455	454	510
Criminal	1,930	2,186	2,552	2,559	2,441	3,101	3,385	3,342	3,123	2,914
Total:	2,503	2,693	2,994	3,037	2,887	3,554	3,887	3,797	3,577	3,424



CIVIL-CRIMINAL CASES FILED / MIDLAND

TEN YEAR REPORT

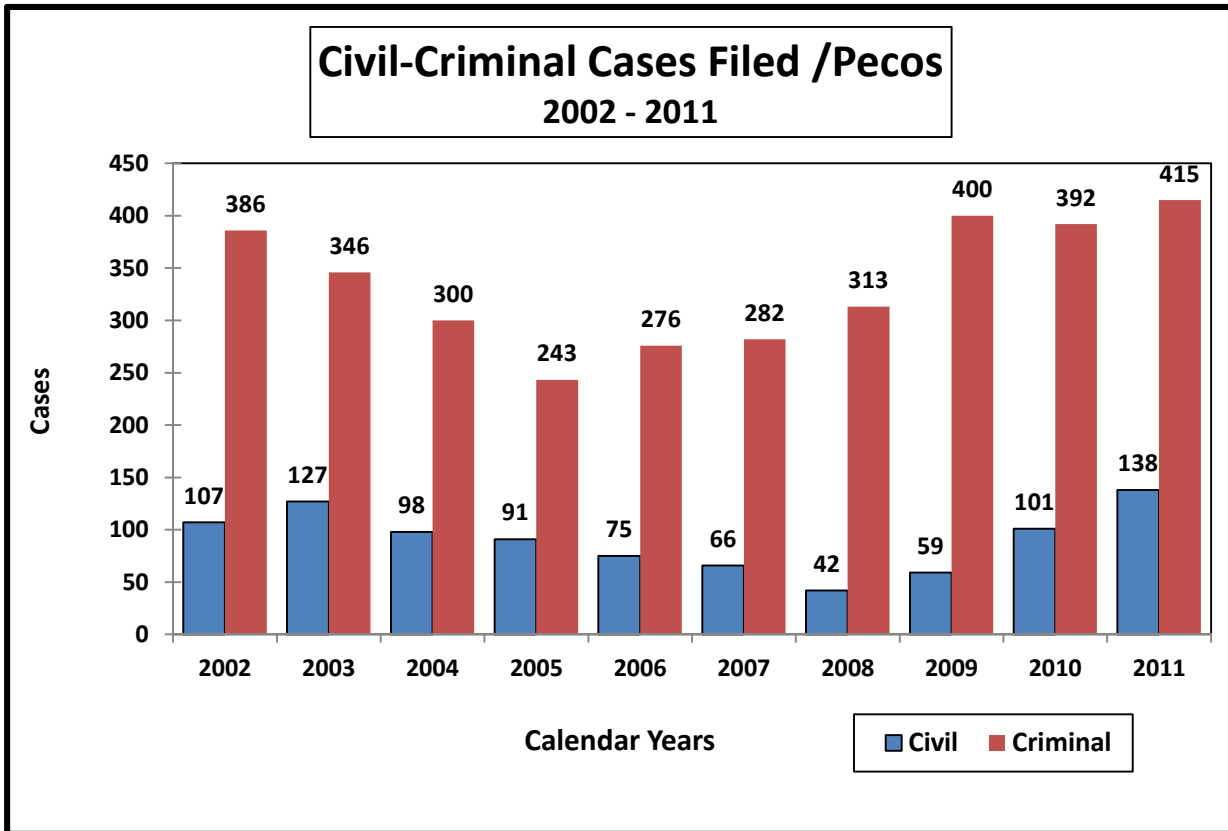
	2002	2003	2004	2005	2006	2007	2008	2009	2010	2011
Civil	176	179	158	170	161	103	170	131	151	121
Criminal	111	151	220	205	208	206	253	312	313	410
Total:	287	330	378	375	369	309	423	443	464	531



CIVIL-CRIMINAL CASES FILED / PECOS

TEN YEAR REPORT

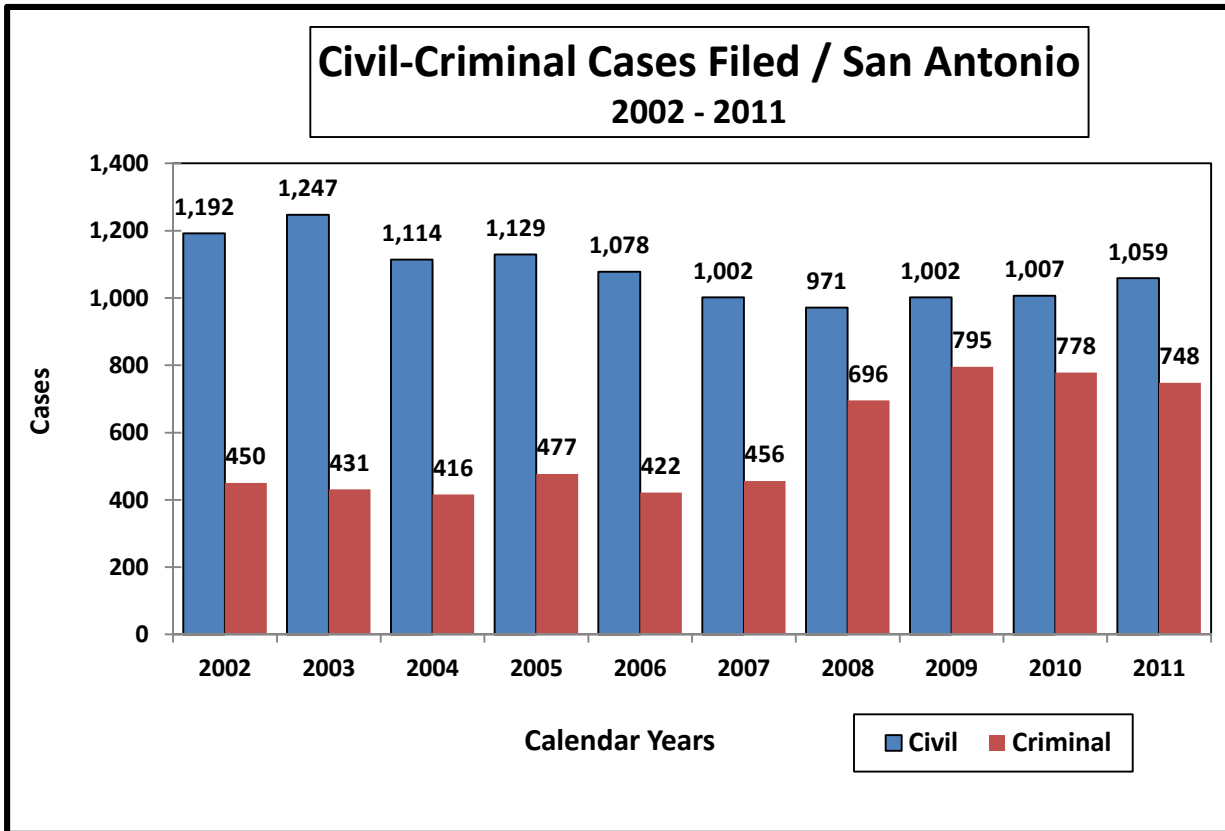
	2002	2003	2004	2005	2006	2007	2008	2009	2010	2011
Civil	107	127	98	91	75	66	42	59	101	138
Criminal	386	346	300	243	276	282	313	400	392	415
Total:	493	473	398	334	351	348	355	459	493	553



CIVIL-CRIMINAL CASES FILED / SAN ANTONIO

TEN YEAR REPORT

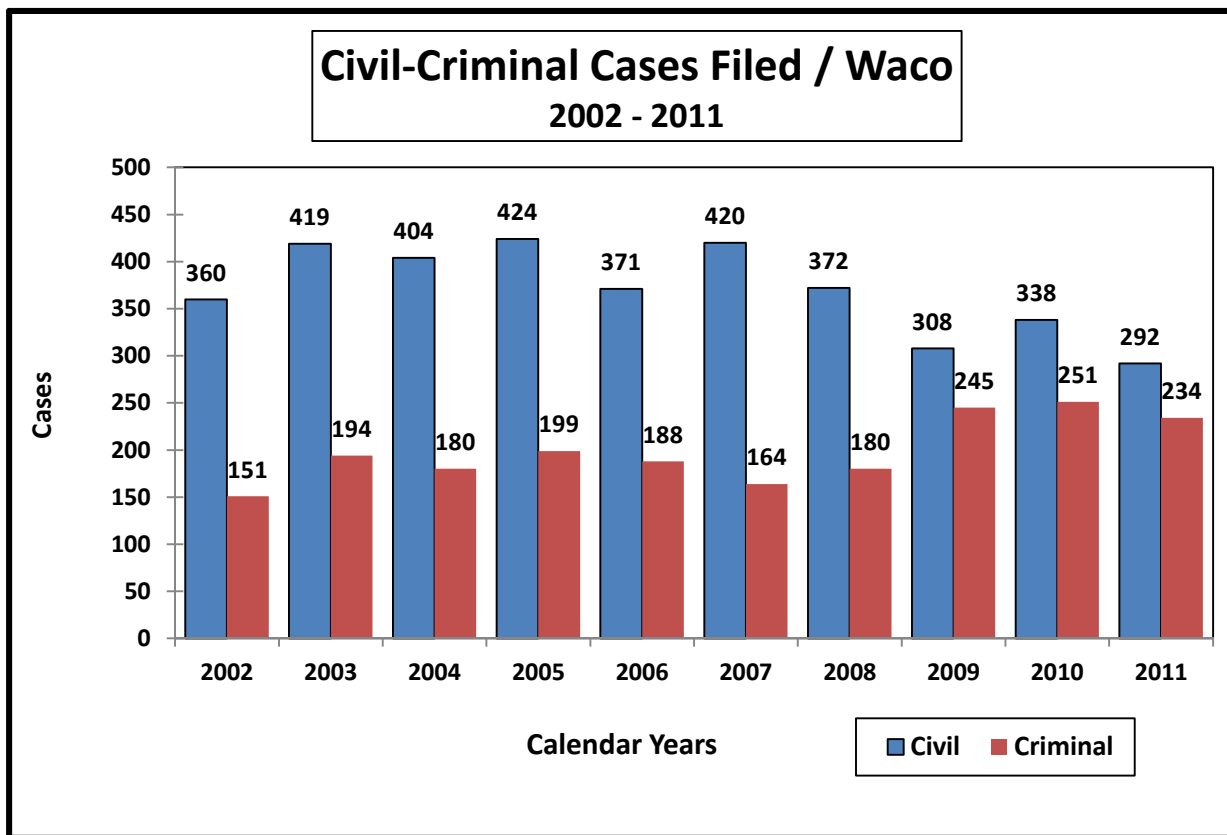
	2002	2003	2004	2005	2006	2007	2008	2009	2010	2011
Civil	1,192	1,247	1,114	1,129	1,078	1,002	971	1,002	1,007	1,059
Criminal	450	431	416	477	422	456	696	795	778	748
Total:	1,642	1,678	1,530	1,606	1,500	1,458	1,667	1,797	1,785	1,807



CIVIL-CRIMINAL CASES FILED / WACO

TEN YEAR REPORT

	2002	2003	2004	2005	2006	2007	2008	2009	2010	2011
Civil	360	419	404	424	371	420	372	308	338	292
Criminal	151	194	180	199	188	164	180	245	251	234
Total:	511	613	584	623	559	584	552	553	589	526





**An electronic copy of this 2011 Calendar Year Statistics Report
is located on the internet site for the Western District of Texas
under Publications, District Statistics tabs.
www.txwd.uscourts.gov**