

2012 Calendar Year Statistics



**United States Courthouse
Austin, Texas**

Opened: December 3, 2012

United States District Court for the Western District of Texas



HON. FRED BIERY

CHIEF UNITED STATES DISTRICT JUDGE

United States District Court for the Western District of Texas

Calendar Year 2012

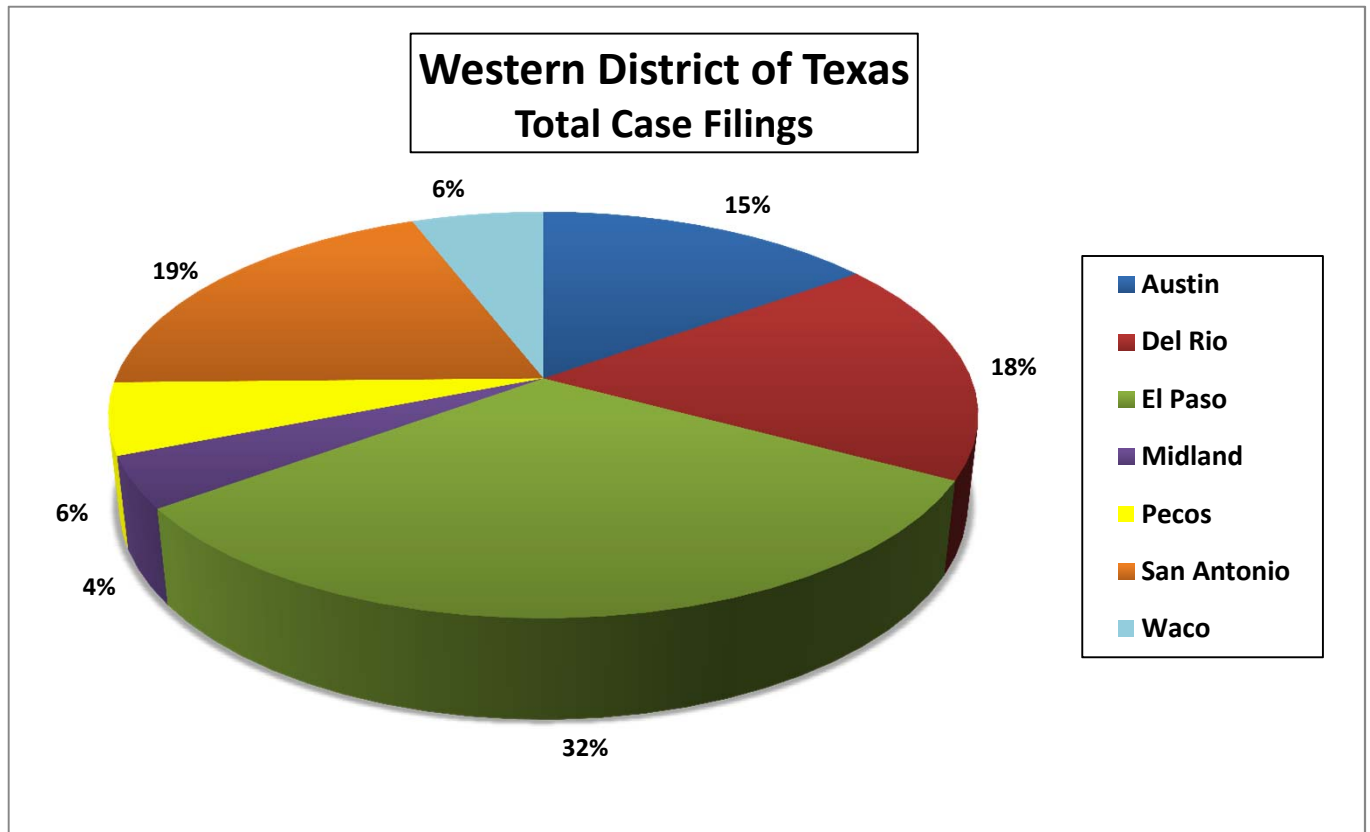
Total Case Filings – Pie Chart.....	1
Civil Case Filings – Pie Chart.....	2
Criminal Case Filings – Pie Chart.....	3
Criminal Defendants Filed – Pie Chart.....	4
Total Cases Filed – TXWD – 10 Year Report.....	5
Civil Cases Filed – TXWD – 10 Year Report.....	6
Criminal Cases Filed – TXWD – 10 Year Report.....	7
Criminal Defendants Filed – TXWD – 10 Year Report.....	8
Civil/Criminal Cases Filed – TXWD – 10 Year Reports:	
-Austin.....	9
-Del Rio.....	10
-El Paso.....	11
-Midland.....	12
-Pecos.....	13
-San Antonio.....	14
-Waco.....	15

TOTAL CASE FILINGS

2012

[JANUARY 1, 2012 - DECEMBER 31, 2012]

DIVISION	Civil	Criminal	Total
Austin	1,087	416	1,503
Del Rio	73	1,720	1,793
El Paso	481	2,726	3,207
Midland	124	285	409
Pecos	134	437	571
San Antonio	1,141	810	1,951
Waco	335	250	585
Total:	3,375	6,644	10,019

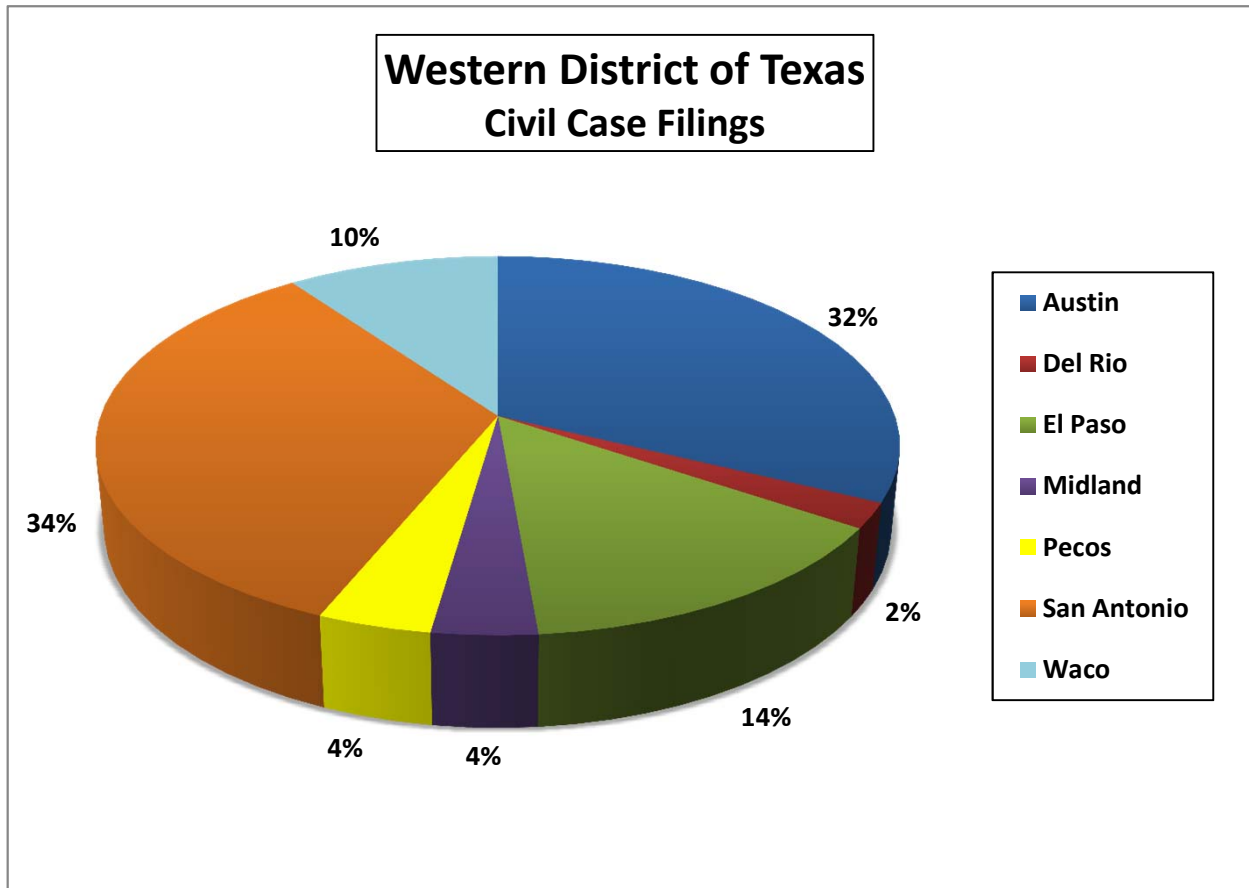


CIVIL CASE FILINGS

2012

[JANUARY 1, 2012 - DECEMBER 31, 2012]

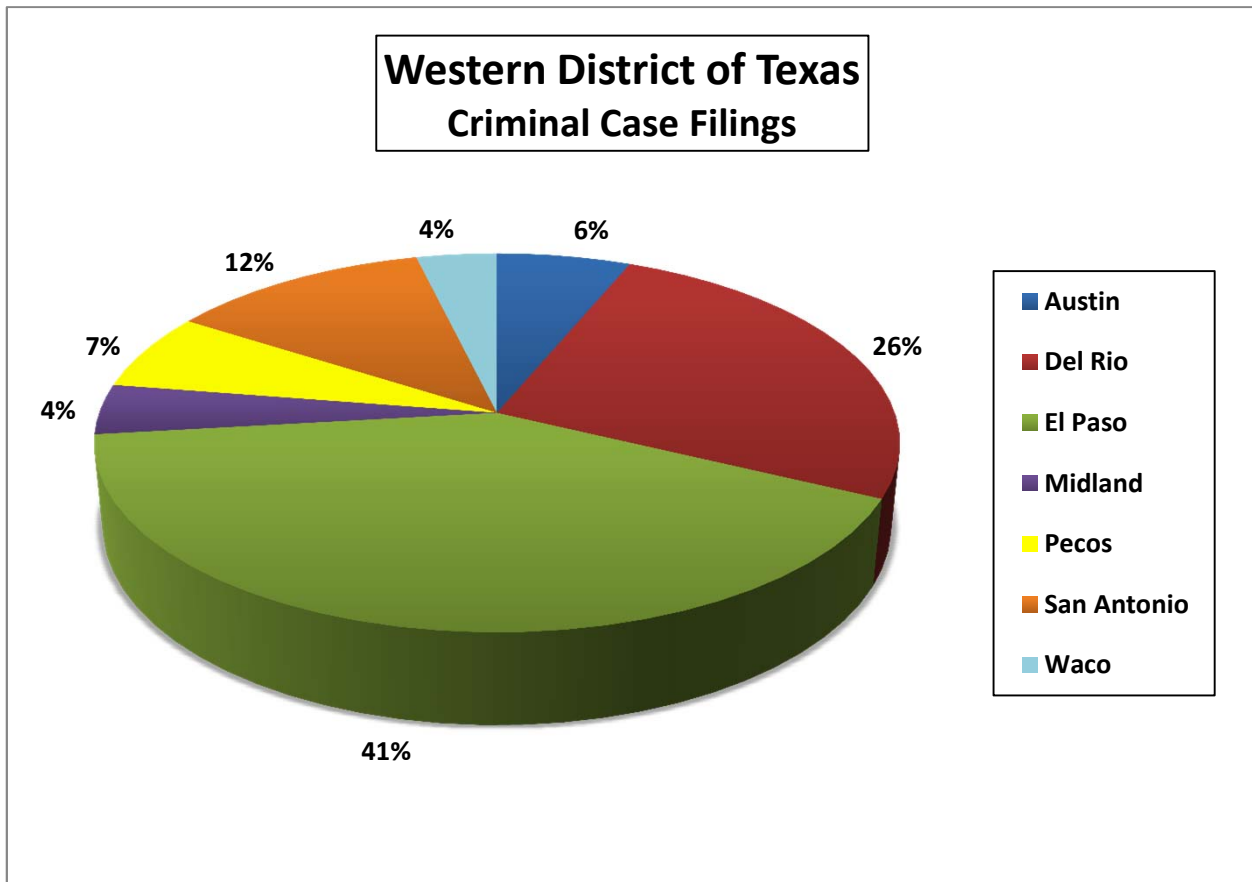
DIVISION	Civil Cases Filed
Austin	1,087
Del Rio	73
El Paso	481
Midland	124
Pecos	134
San Antonio	1,141
Waco	335
=====	
Total:	3,375



CRIMINAL CASE FILINGS
[JANUARY 1, 2012 - DECEMBER 31, 2012]

2012

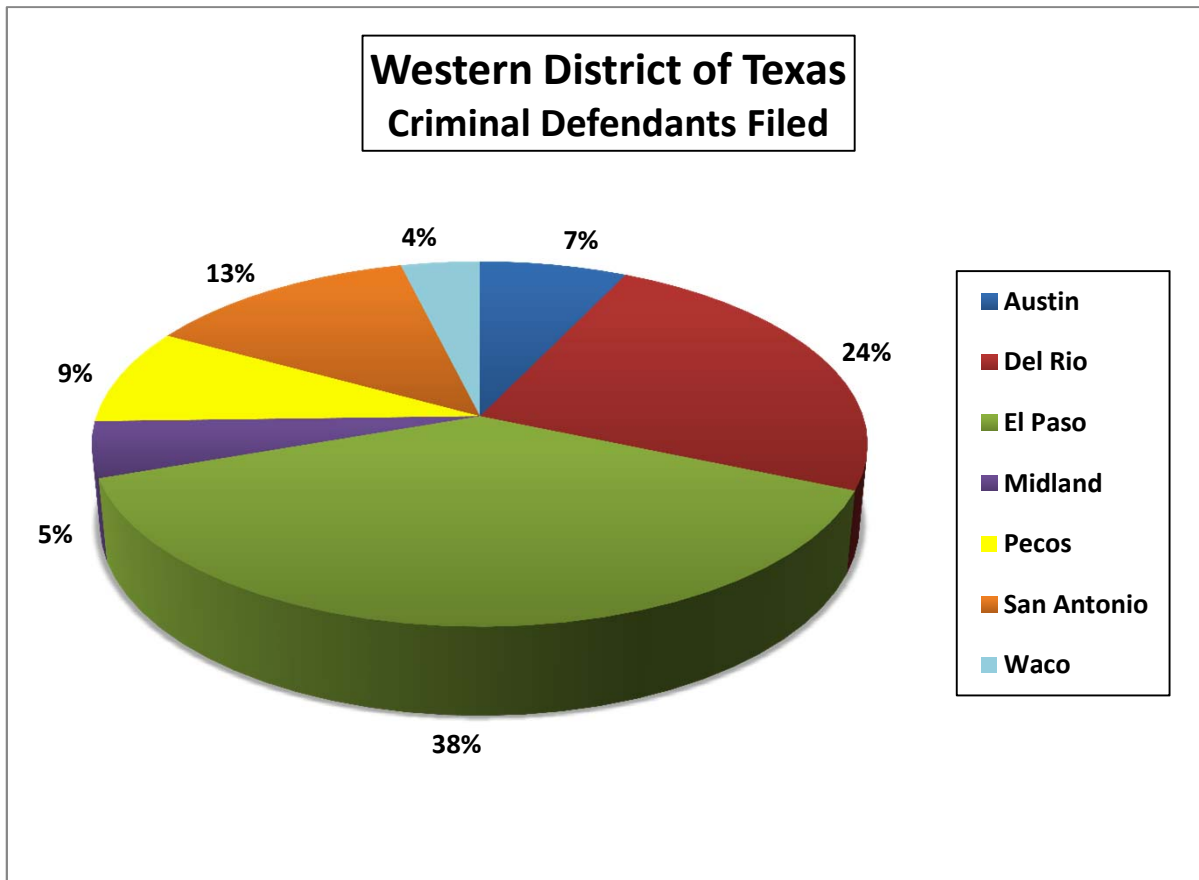
DIVISION	Criminal Cases Filed
Austin	416
Del Rio	1,720
El Paso	2,726
Midland	285
Pecos	437
San Antonio	810
Waco	250
Total:	6,644



CRIMINAL DEFENDANTS FILED
[JANUARY 1, 2012 - DECEMBER 31, 2012]

2012

DIVISION	Criminal Cases Filed
Austin	554
Del Rio	1,891
El Paso	2,973
Midland	383
Pecos	661
San Antonio	1,022
Waco	297
Total:	7,781

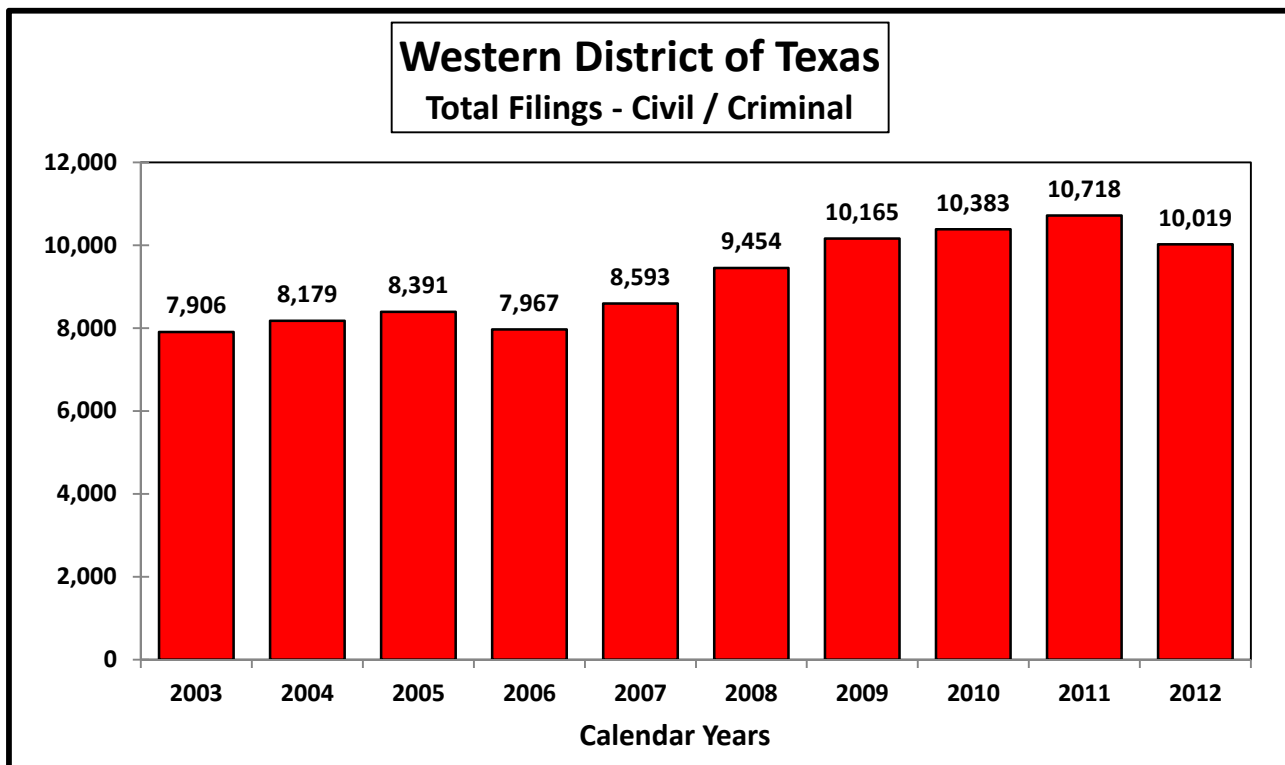


TOTAL FILINGS

TEXAS WESTERN

TEN YEAR REPORT

	2003	2004	2005	2006	2007	2008	2009	2010	2011	2012
Austin	1,194	1,300	1,249	1,240	1,241	1,327	1,534	1,699	1,679	1,503
Del Rio	925	995	1,167	1,061	1,099	1,243	1,582	1,776	2,198	1,793
El Paso	2,693	2,994	3,037	2,887	3,554	3,887	3,797	3,577	3,424	3,207
Midland	330	378	375	369	309	423	443	464	531	409
Pecos	473	398	334	351	348	355	459	493	553	571
San Antonio	1,678	1,530	1,606	1,500	1,458	1,667	1,797	1,785	1,807	1,951
Waco	613	584	623	559	584	552	553	589	526	585
Total:	7,906	8,179	8,391	7,967	8,593	9,454	10,165	10,383	10,718	10,019
+/-		273	212	-424	626	861	711	218	335	-699
% Change		3%	3%	-5%	8%	10%	8%	2%	3%	-7%

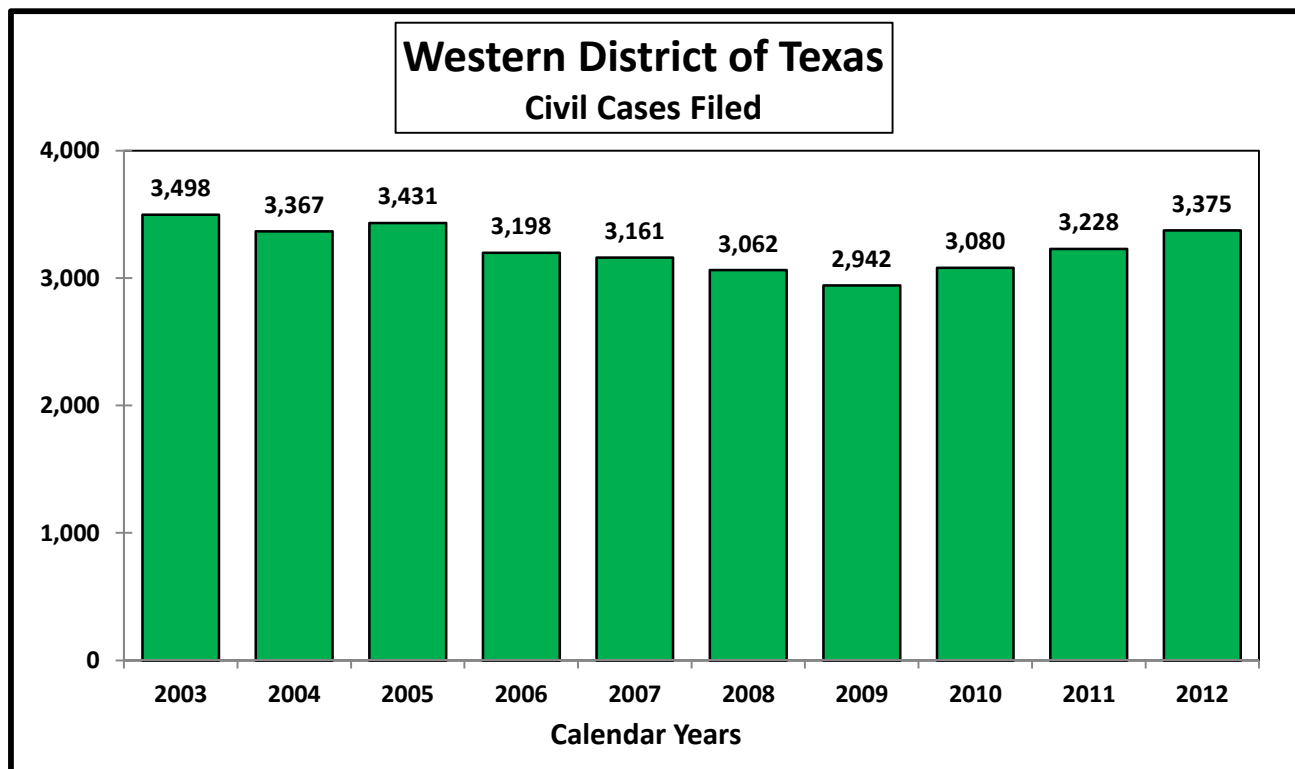


CIVIL CASES FILED

TEXAS WESTERN

TEN YEAR REPORT

	2003	2004	2005	2006	2007	2008	2009	2010	2011	2012
Austin	933	1,073	1,044	979	1,051	920	918	963	1,047	1,087
Del Rio	86	78	95	88	66	85	69	66	61	73
El Paso	507	442	478	446	453	502	455	454	510	481
Midland	179	158	170	161	103	170	131	151	121	124
Pecos	127	98	91	75	66	42	59	101	138	134
San Antonio	1,247	1,114	1,129	1,078	1,002	971	1,002	1,007	1,059	1,141
Waco	419	404	424	371	420	372	308	338	292	335
Total:	3,498	3,367	3,431	3,198	3,161	3,062	2,942	3,080	3,228	3,375
+/-		-131	64	-233	-37	-99	-120	138	148	147
% Change		-4%	2%	-7%	-1%	-3%	-4%	5%	5%	5%

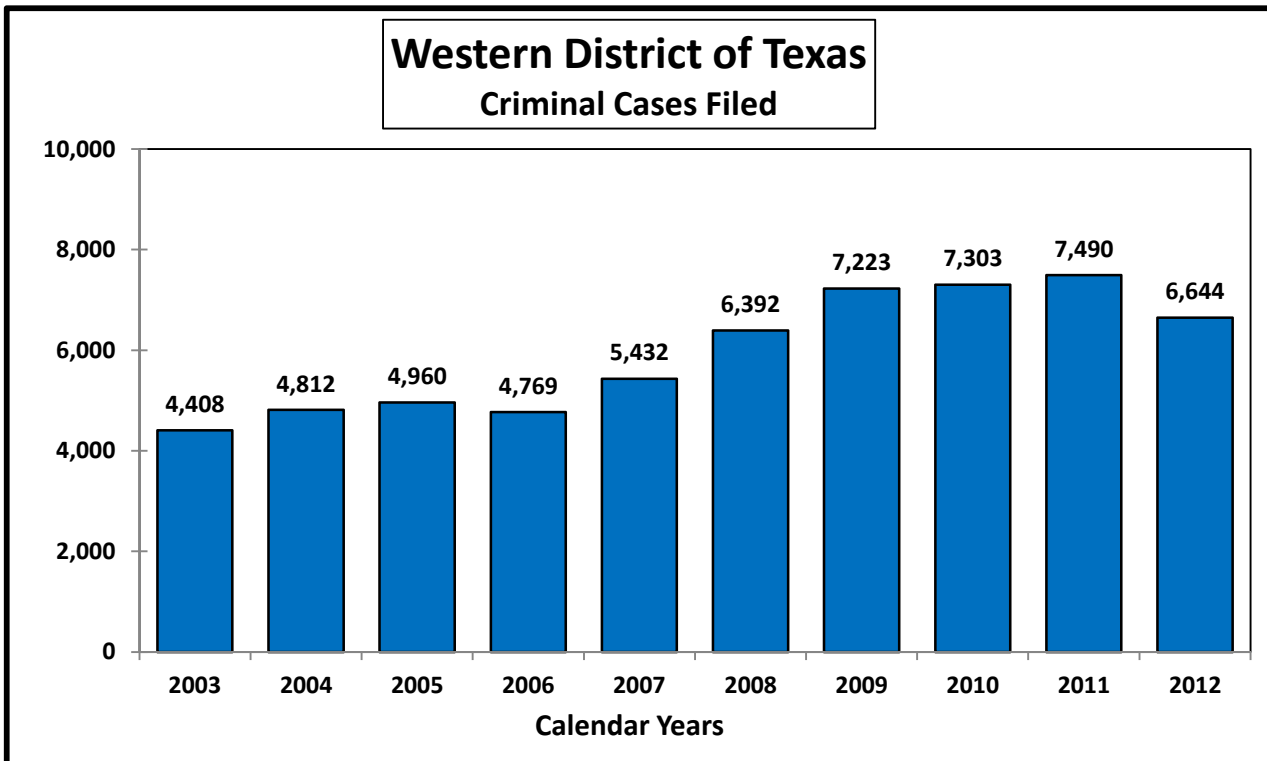


CRIMINAL CASES FILED

TEXAS WESTERN

TEN YEAR REPORT

	2003	2004	2005	2006	2007	2008	2009	2010	2011	2012
Austin	261	227	205	261	190	407	616	736	632	416
Del Rio	839	917	1,072	973	1,033	1,158	1,513	1,710	2,137	1,720
El Paso	2,186	2,552	2,559	2,441	3,101	3,385	3,342	3,123	2,914	2,726
Midland	151	220	205	208	206	253	312	313	410	285
Pecos	346	300	243	276	282	313	400	392	415	437
San Antonio	431	416	477	422	456	696	795	778	748	810
Waco	194	180	199	188	164	180	245	251	234	250
Total:	4,408	4,812	4,960	4,769	5,432	6,392	7,223	7,303	7,490	6,644
+/-		404	148	-191	663	960	831	80	187	-846
% Change		9%	3%	-4%	14%	18%	13%	1%	3%	-11%

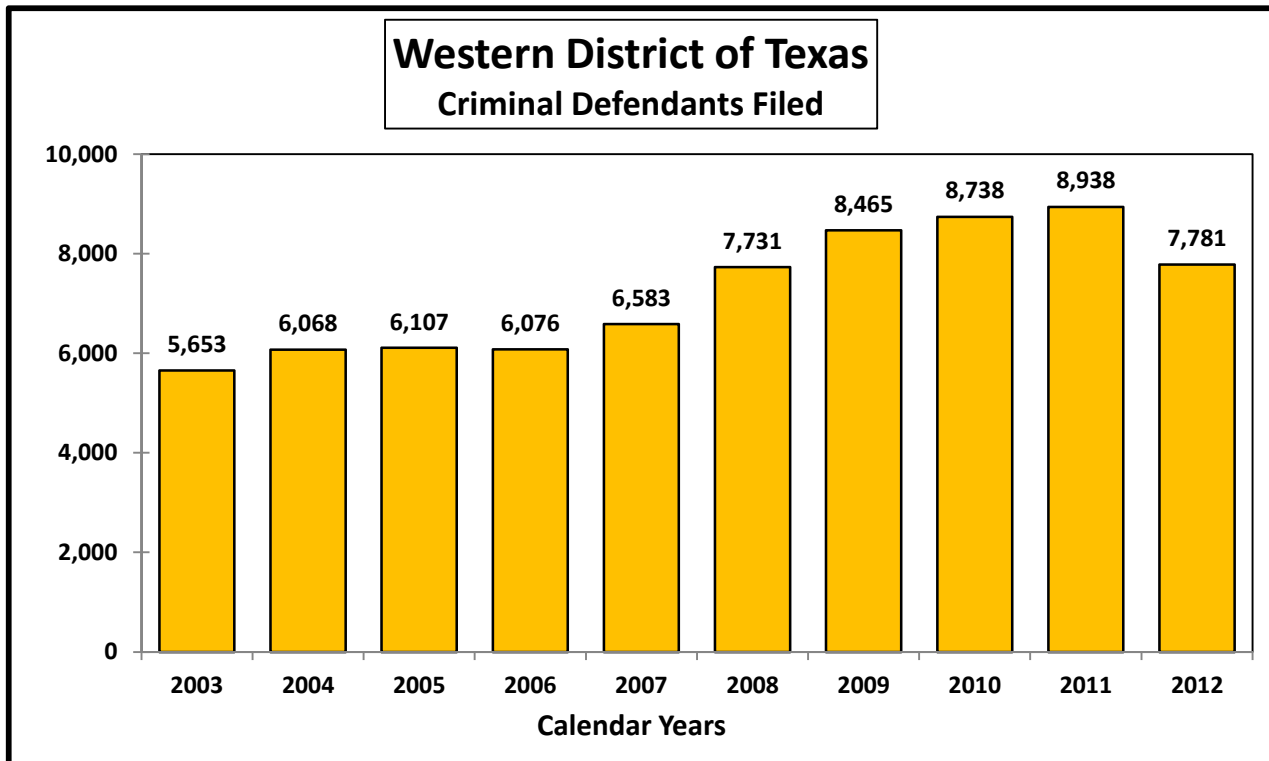


CRIMINAL DEFENDANTS FILED

TEXAS WESTERN

TEN YEAR REPORT

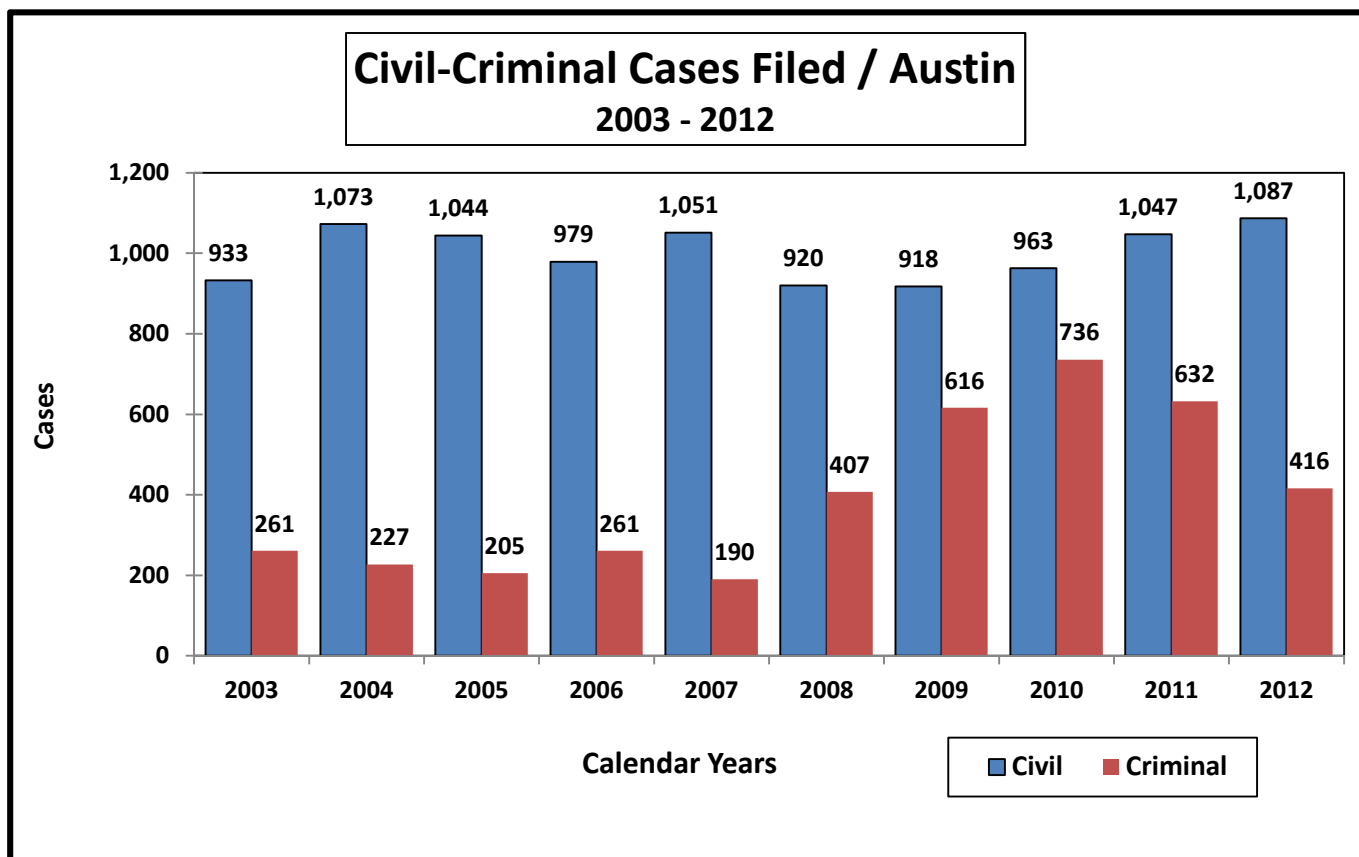
	2003	2004	2005	2006	2007	2008	2009	2010	2011	2012
Austin	340	301	281	386	279	590	710	843	807	554
Del Rio	1,082	1,071	1,229	1,173	1,261	1,415	1,750	2,021	2,404	1,891
El Paso	2,525	3,029	2,870	2,801	3,477	3,706	3,659	3,447	3,227	2,973
Midland	214	343	332	337	305	422	459	488	597	383
Pecos	512	418	368	464	384	400	548	623	631	661
San Antonio	662	642	706	656	657	945	1,016	987	964	1,022
Waco	318	264	321	259	220	253	323	329	308	297
Total:	5,653	6,068	6,107	6,076	6,583	7,731	8,465	8,738	8,938	7,781
+/-		415	39	-31	507	1148	734	273	200	-1157
% Change		7%	1%	-1%	8%	17%	9%	3%	2%	-13%



CIVIL-CRIMINAL CASES FILED / AUSTIN

TEN YEAR REPORT

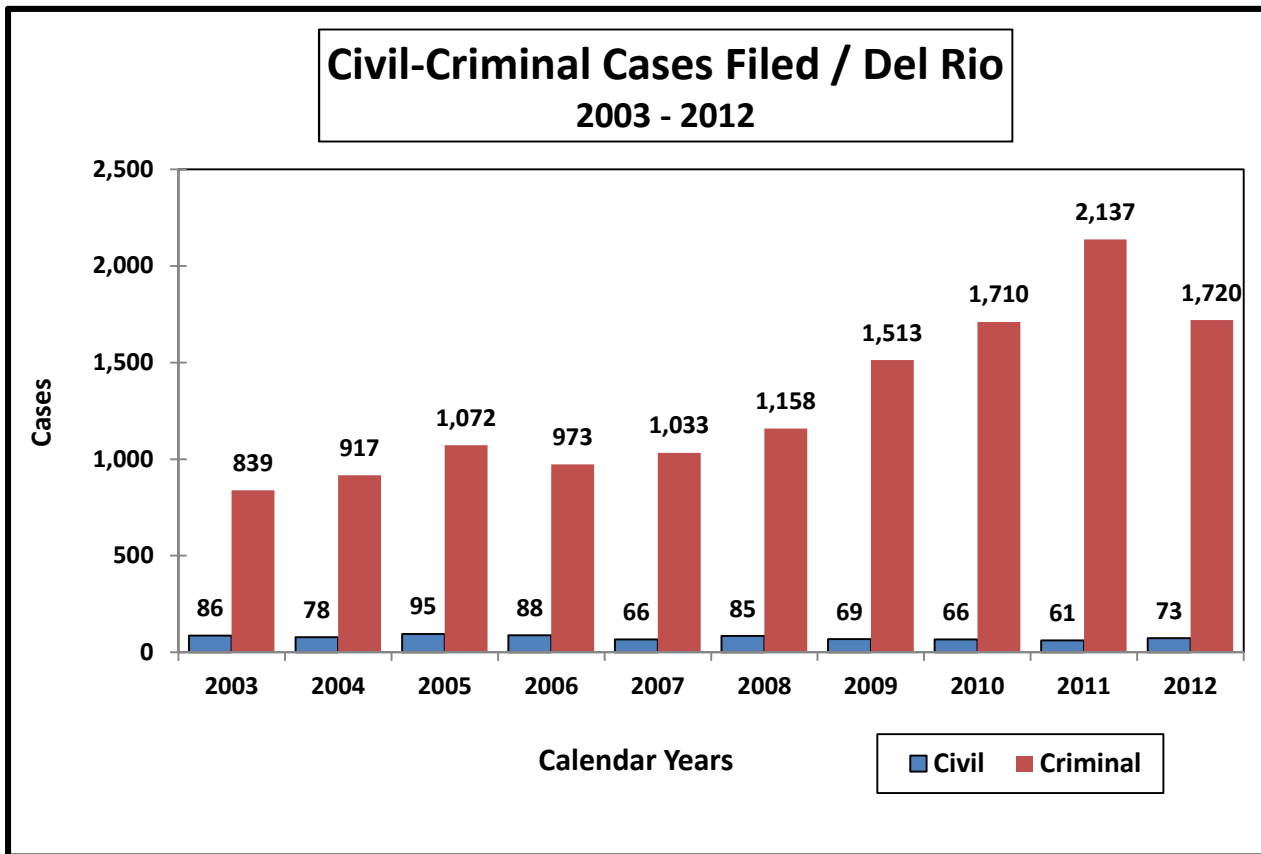
	2003	2004	2005	2006	2007	2008	2009	2010	2011	2012
Civil	933	1,073	1,044	979	1,051	920	918	963	1,047	1,087
Criminal	261	227	205	261	190	407	616	736	632	416
Total:	1,194	1,300	1,249	1,240	1,241	1,327	1,534	1,699	1,679	1,503



CIVIL-CRIMINAL CASES FILED / DEL RIO

TEN YEAR REPORT

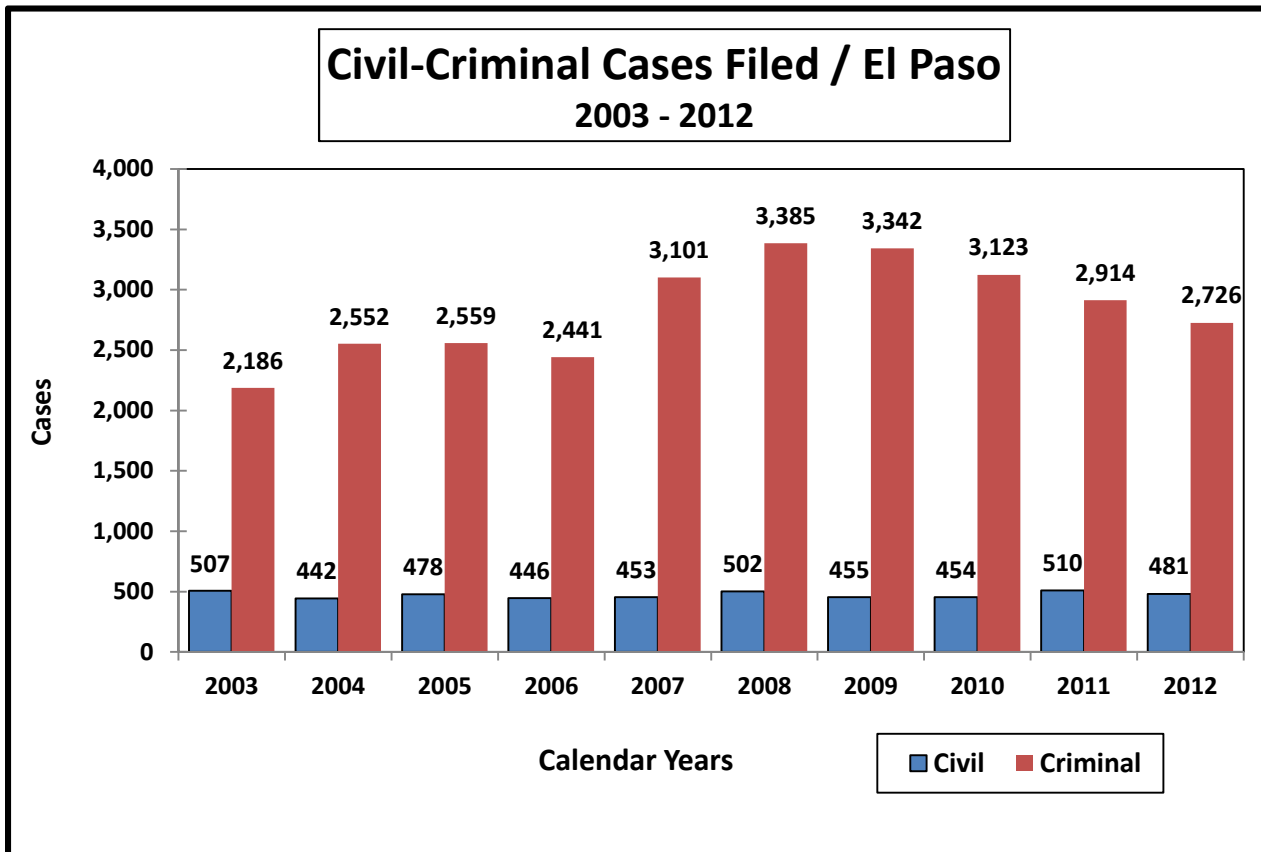
	2003	2004	2005	2006	2007	2008	2009	2010	2011	2012
Civil	86	78	95	88	66	85	69	66	61	73
Criminal	839	917	1,072	973	1,033	1,158	1,513	1,710	2,137	1,720
Total:	925	995	1,167	1,061	1,099	1,243	1,582	1,776	2,198	1,793



CIVIL-CRIMINAL CASES FILED / EL PASO

TEN YEAR REPORT

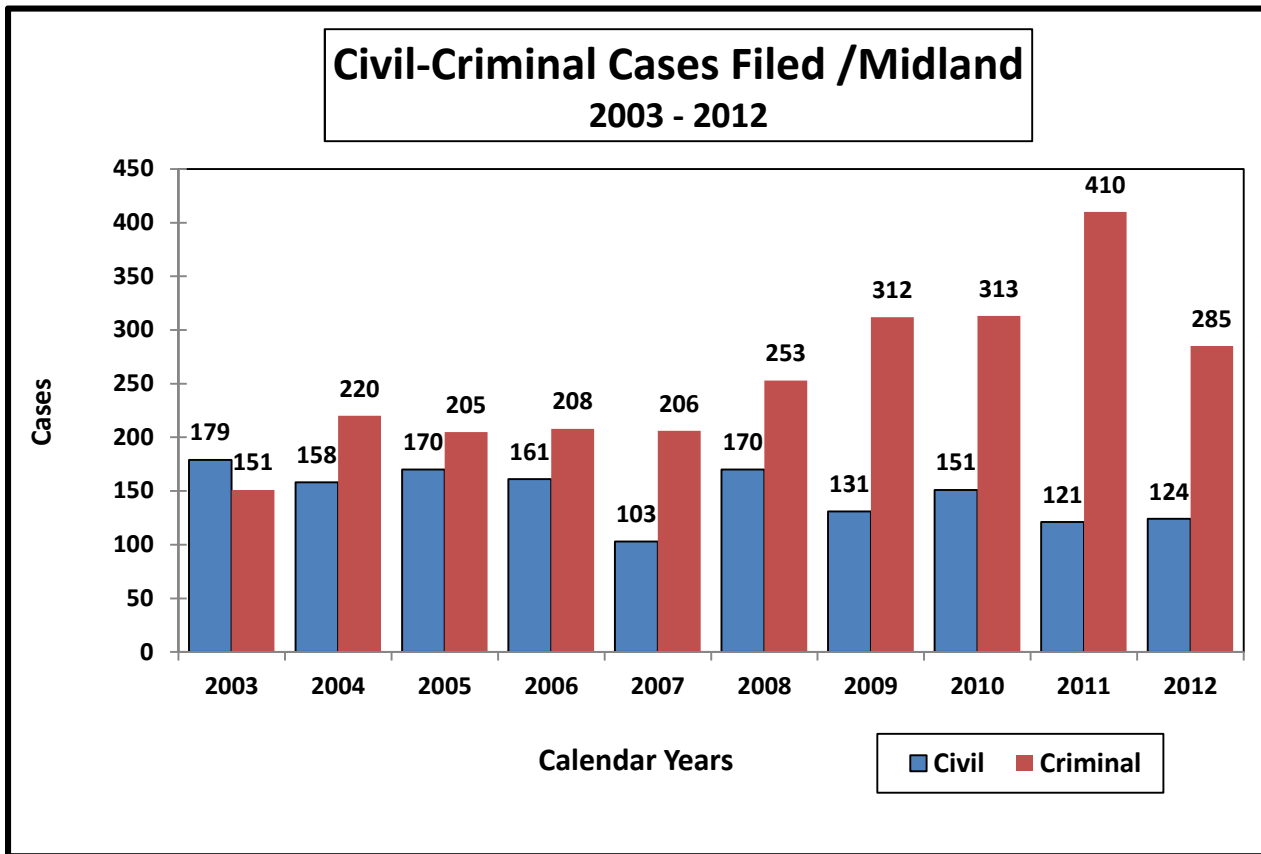
	2003	2004	2005	2006	2007	2008	2009	2010	2011	2012
Civil	507	442	478	446	453	502	455	454	510	481
Criminal	2,186	2,552	2,559	2,441	3,101	3,385	3,342	3,123	2,914	2,726
Total:	2,693	2,994	3,037	2,887	3,554	3,887	3,797	3,577	3,424	3,207



CIVIL-CRIMINAL CASES FILED / MIDLAND

TEN YEAR REPORT

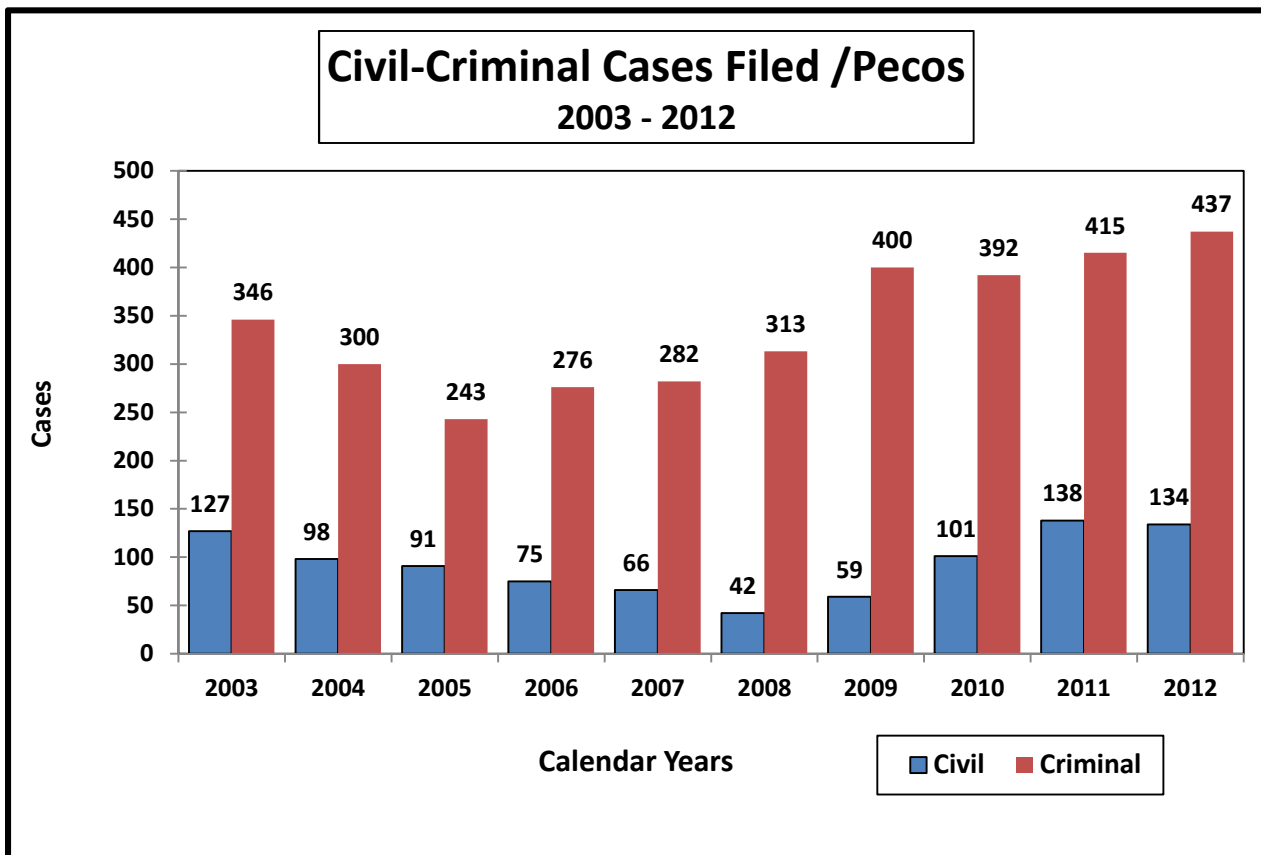
	2003	2004	2005	2006	2007	2008	2009	2010	2011	2012
Civil	179	158	170	161	103	170	131	151	121	124
Criminal	151	220	205	208	206	253	312	313	410	285
Total:	330	378	375	369	309	423	443	464	531	409



CIVIL-CRIMINAL CASES FILED / PECOS

TEN YEAR REPORT

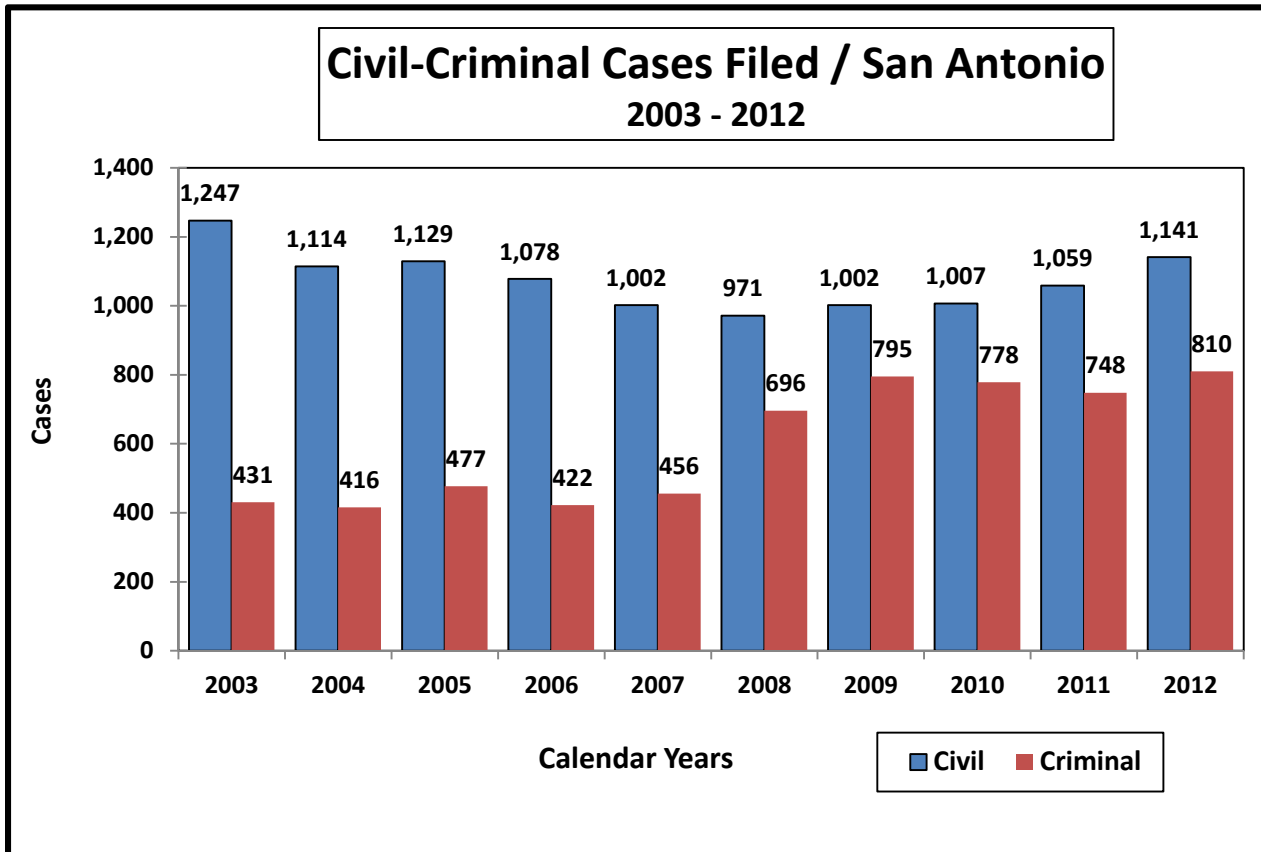
	2003	2004	2005	2006	2007	2008	2009	2010	2011	2012
Civil	127	98	91	75	66	42	59	101	138	134
Criminal	346	300	243	276	282	313	400	392	415	437
Total:	473	398	334	351	348	355	459	493	553	571



CIVIL-CRIMINAL CASES FILED / SAN ANTONIO

TEN YEAR REPORT

	2003	2004	2005	2006	2007	2008	2009	2010	2011	2012
Civil	1,247	1,114	1,129	1,078	1,002	971	1,002	1,007	1,059	1,141
Criminal	431	416	477	422	456	696	795	778	748	810
Total:	1,678	1,530	1,606	1,500	1,458	1,667	1,797	1,785	1,807	1,951



CIVIL-CRIMINAL CASES FILED / WACO

TEN YEAR REPORT

	2003	2004	2005	2006	2007	2008	2009	2010	2011	2012
Civil	419	404	424	371	420	372	308	338	292	335
Criminal	194	180	199	188	164	180	245	251	234	250
Total:	613	584	623	559	584	552	553	589	526	585

