



# FISCAL YEAR 2014 STATISTICS

## UNITED STATES DISTRICT COURT WESTERN DISTRICT OF TEXAS



Honorable Fred Biery, Chief United States District Judge

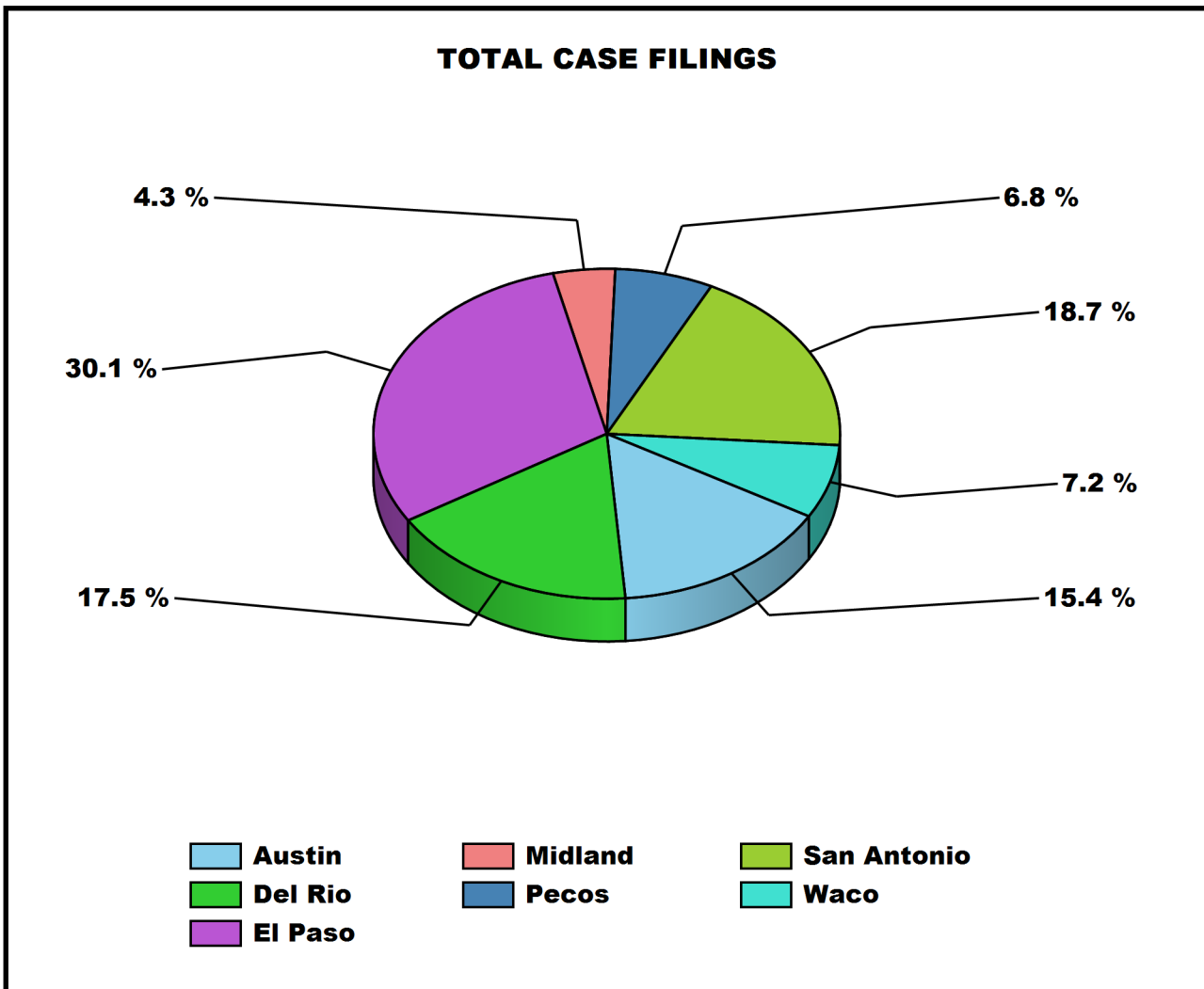
# Fiscal Year 2014

## District Court Statistics

Total Case Filings – Pie Chart .....	1
Civil Cases Filed – Pie Chart .....	2
Criminal Cases Filed – Pie Chart .....	3
Criminal Defendants Filed – Pie Chart .....	4
Total Case Filings – 10 Year Report .....	5
Civil Cases Filed – 10 Year Report .....	6
Criminal Cases Filed – 10 Year Report .....	7
Criminal Defendants Filed – 10 Year Report .....	8

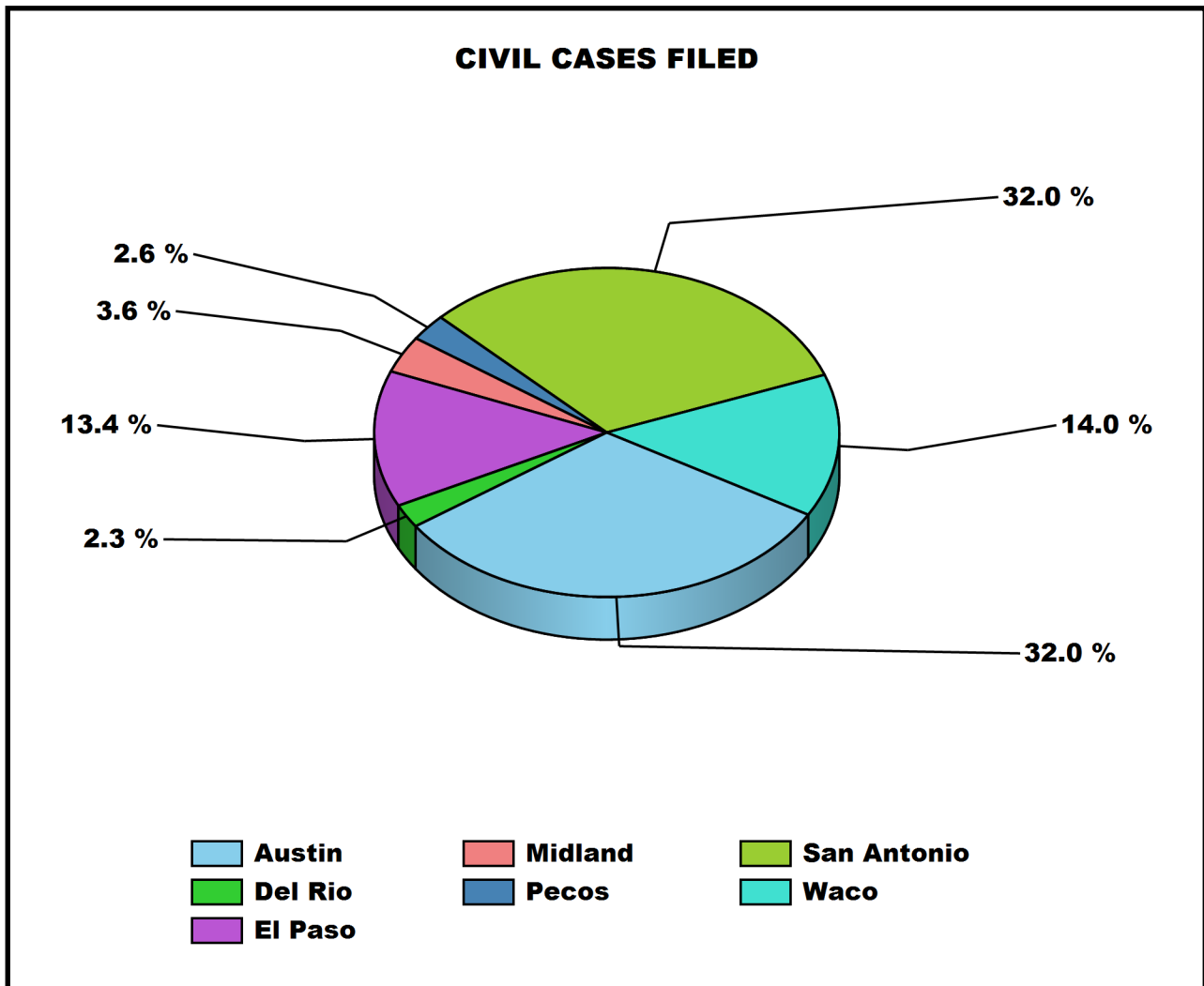
## TOTAL CASE FILINGS FISCAL YEAR 2014

	CIVIL	CRIMINAL	TOTAL
<b>Austin</b>	<b>1,092</b>	<b>330</b>	<b>1,422</b>
<b>Del Rio</b>	<b>79</b>	<b>1,536</b>	<b>1,615</b>
<b>El Paso</b>	<b>457</b>	<b>2,323</b>	<b>2,780</b>
<b>Midland</b>	<b>124</b>	<b>273</b>	<b>397</b>
<b>Pecos</b>	<b>90</b>	<b>539</b>	<b>629</b>
<b>San Antonio</b>	<b>1,090</b>	<b>639</b>	<b>1,729</b>
<b>Waco</b>	<b>479</b>	<b>189</b>	<b>668</b>
<b>TOTAL</b>	<b>3,411</b>	<b>5,829</b>	<b>9,240</b>



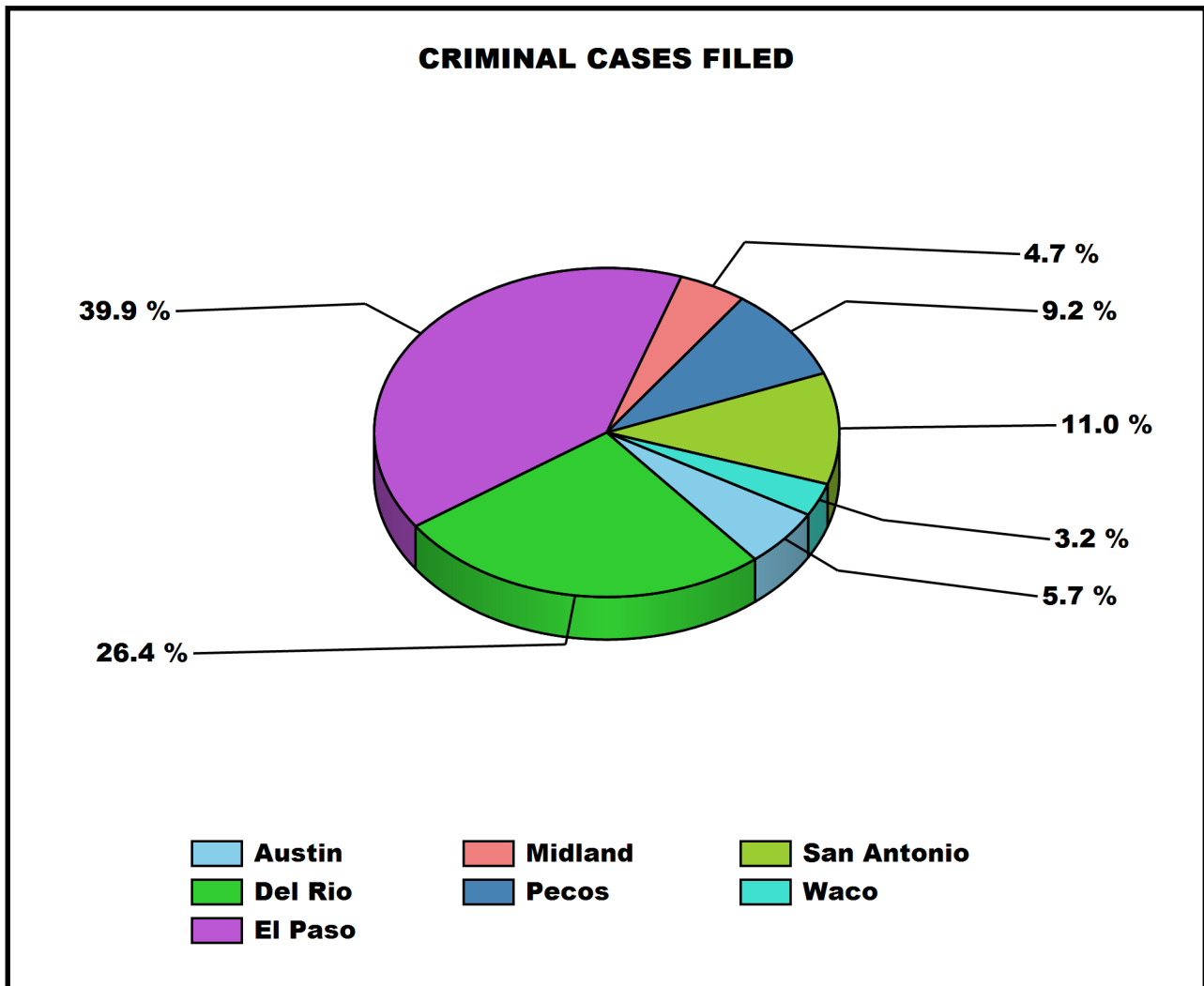
## CIVIL CASES FILED FISCAL YEAR 2014

<b>Austin</b>	<b>1,092</b>
<b>Del Rio</b>	<b>79</b>
<b>El Paso</b>	<b>457</b>
<b>Midland</b>	<b>124</b>
<b>Pecos</b>	<b>90</b>
<b>San Antonio</b>	<b>1,090</b>
<b>Waco</b>	<b>479</b>
<b>TOTAL</b>	<b>3,411</b>



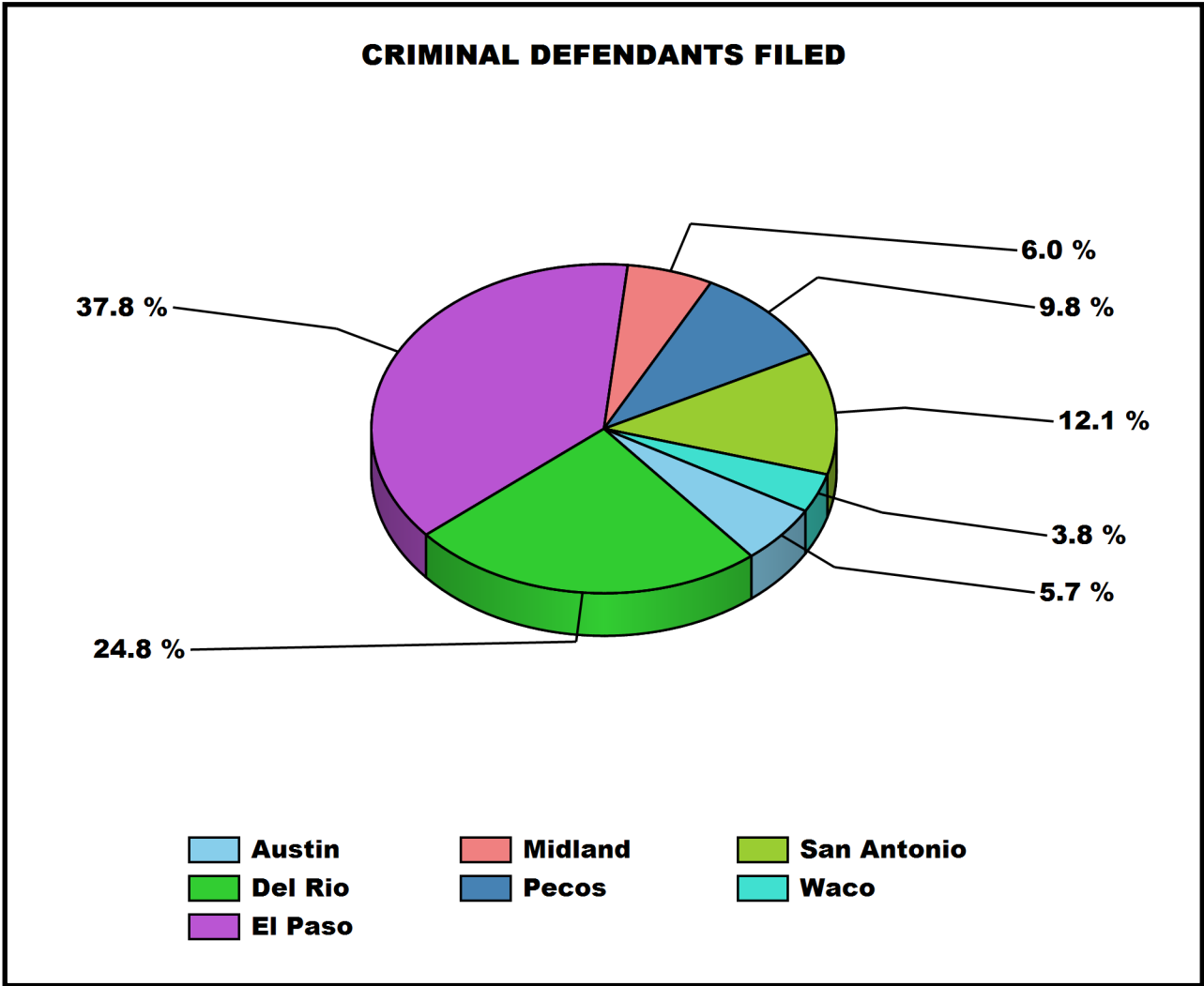
## CRIMINAL CASES FILED FISCAL YEAR 2014

<b>Austin</b>	<b>330</b>
<b>Del Rio</b>	<b>1,536</b>
<b>El Paso</b>	<b>2,323</b>
<b>Midland</b>	<b>273</b>
<b>Pecos</b>	<b>539</b>
<b>San Antonio</b>	<b>639</b>
<b>Waco</b>	<b>189</b>
<b>TOTAL</b>	<b>5,829</b>



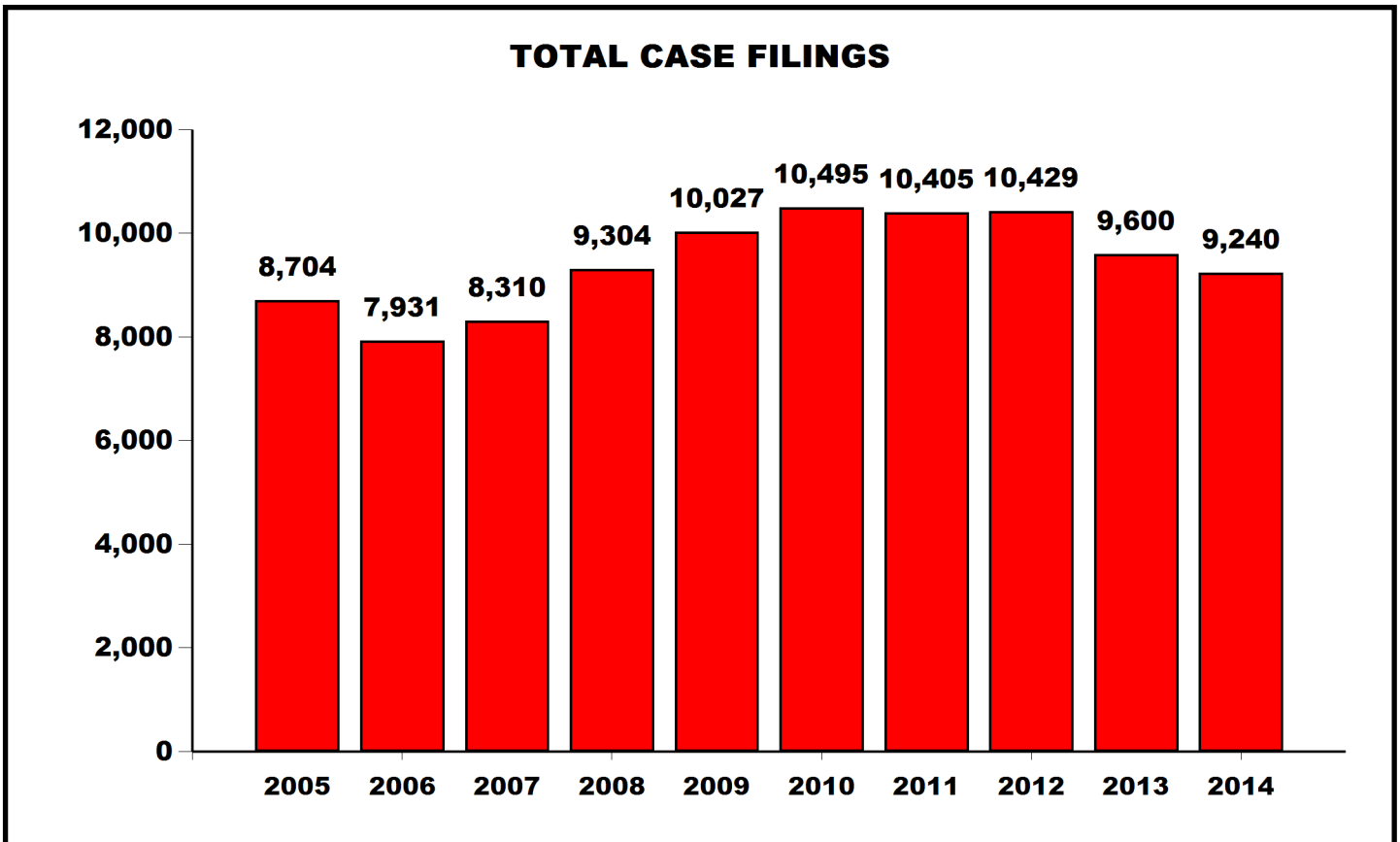
# CRIMINAL DEFENDANTS FILED FISCAL YEAR 2014

<b>Austin</b>	<b>384</b>
<b>Del Rio</b>	<b>1,656</b>
<b>El Paso</b>	<b>2,526</b>
<b>Midland</b>	<b>399</b>
<b>Pecos</b>	<b>654</b>
<b>San Antonio</b>	<b>809</b>
<b>Waco</b>	<b>257</b>
<b>TOTAL</b>	<b>6,685</b>



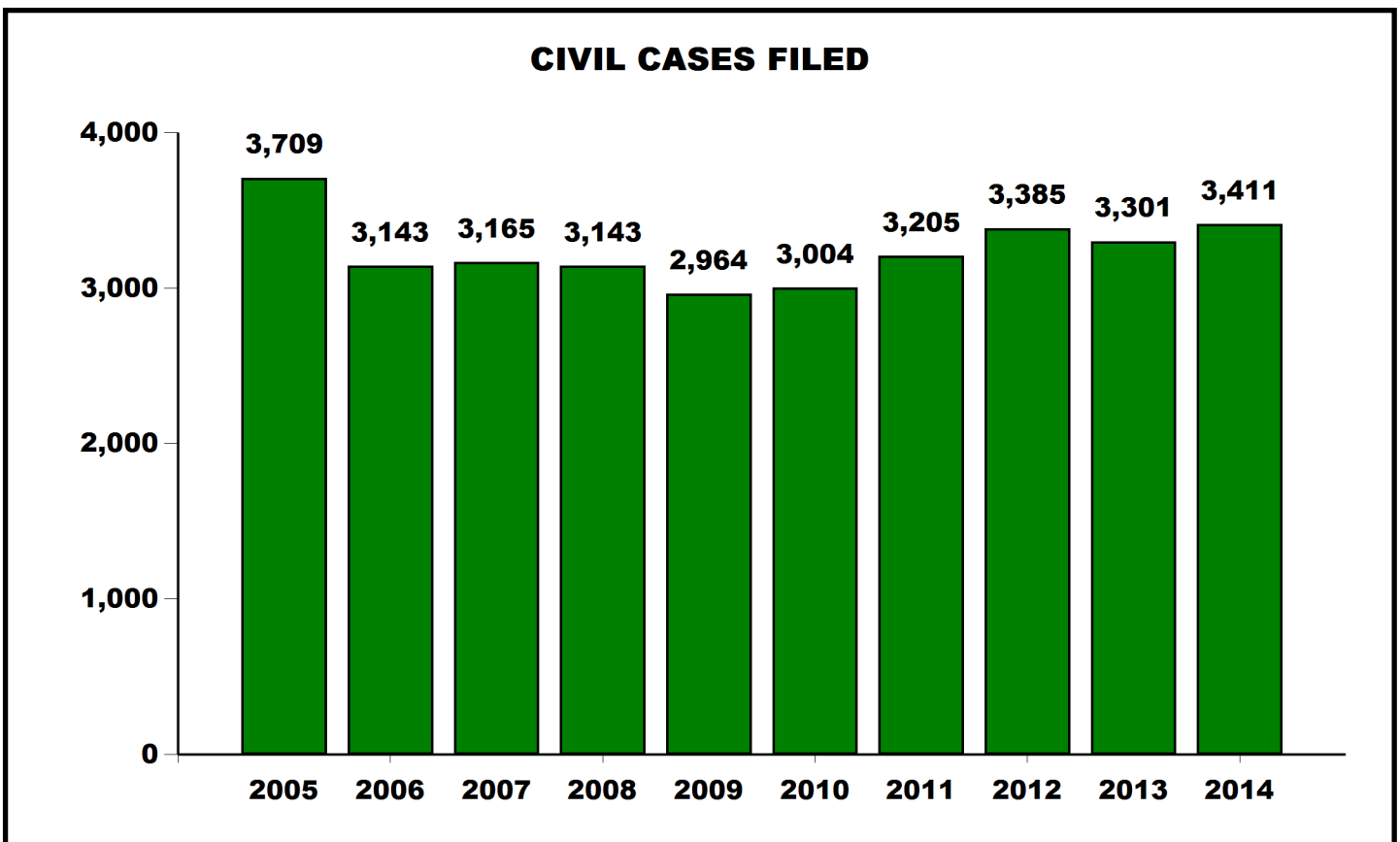
## TOTAL CASE FILINGS TEN YEAR REPORT - FISCAL YEAR 2014

DIVISION	2005	2006	2007	2008	2009	2010	2011	2012	2013	2014
Austin	1,487	1,229	1,222	1,333	1,409	1,671	1,721	1,541	1,583	1,422
Del Rio	1,113	1,110	1,011	1,232	1,514	1,806	2,014	1,940	1,592	1,615
El Paso	3,115	2,887	3,323	3,846	3,890	3,640	3,390	3,333	2,980	2,780
Midland	378	366	331	389	444	464	504	463	430	397
Pecos	351	327	356	331	432	514	503	608	538	629
San Antonio	1,635	1,471	1,481	1,613	1,802	1,790	1,703	2,004	1,864	1,729
Waco	625	541	586	560	536	610	570	540	613	668
<b>Total</b>	<b>8,704</b>	<b>7,931</b>	<b>8,310</b>	<b>9,304</b>	<b>10,027</b>	<b>10,495</b>	<b>10,405</b>	<b>10,429</b>	<b>9,600</b>	<b>9,240</b>
+/-		<b>-773</b>	<b>379</b>	<b>994</b>	<b>723</b>	<b>468</b>	<b>-90</b>	<b>24</b>	<b>-829</b>	<b>-360</b>
% Change		<b>-9%</b>	<b>5%</b>	<b>12%</b>	<b>8%</b>	<b>5%</b>	<b>-1%</b>	<b>0%</b>	<b>-8%</b>	<b>-4%</b>



## CIVIL CASES FILED TEN YEAR REPORT - FISCAL YEAR 2014

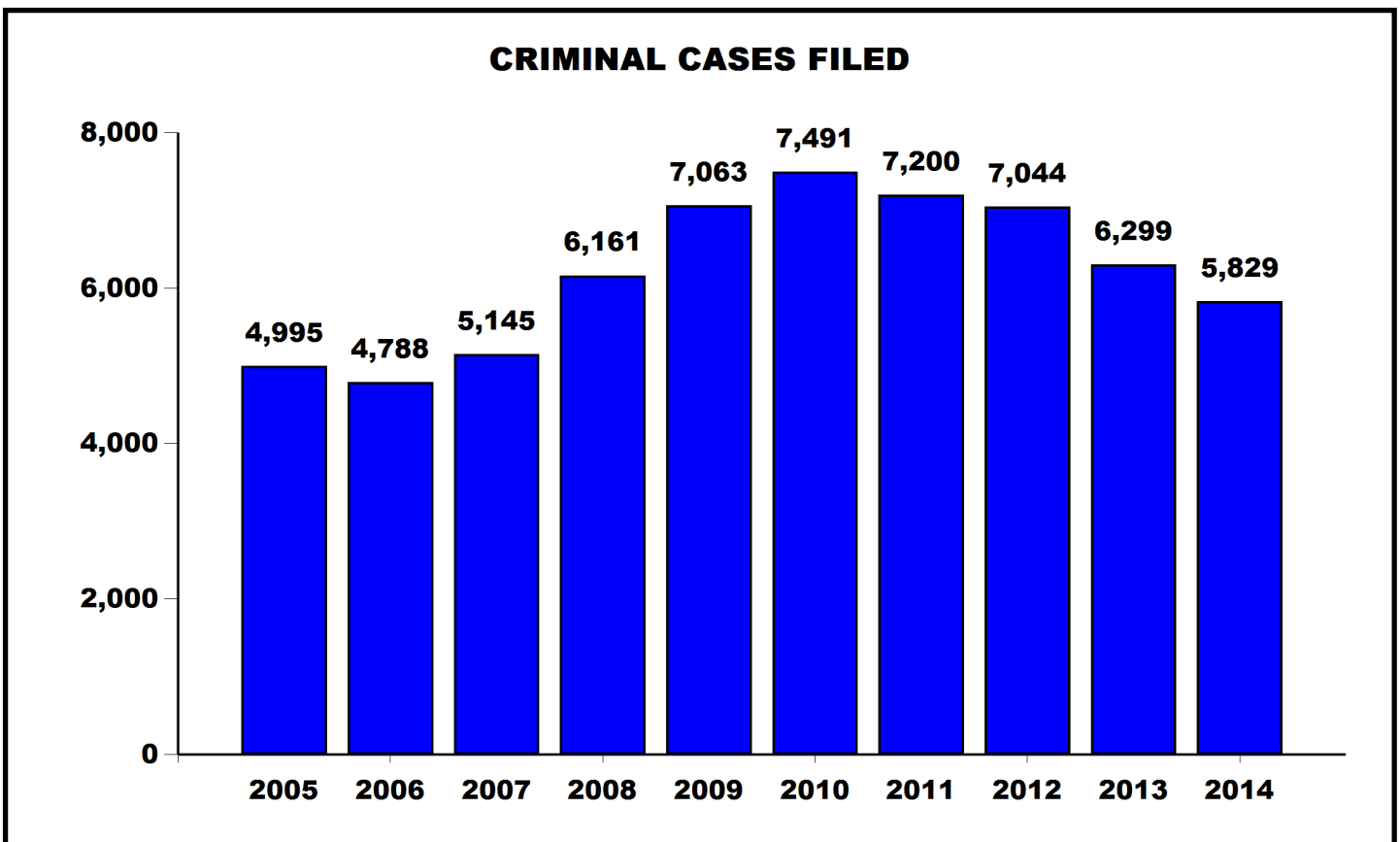
DIVISION	2005	2006	2007	2008	2009	2010	2011	2012	2013	2014
Austin	1,279	982	1,017	968	902	914	1,080	1,072	1,090	1,092
Del Rio	86	86	72	81	72	78	53	67	79	79
El Paso	460	465	436	508	466	446	483	516	402	457
Midland	171	153	116	158	143	147	138	118	126	124
Pecos	108	70	73	43	52	100	122	145	86	90
San Antonio	1,166	1,033	1,036	1,009	1,001	986	999	1,169	1,131	1,090
Waco	439	354	415	376	328	333	330	298	387	479
<b>Total</b>	<b>3,709</b>	<b>3,143</b>	<b>3,165</b>	<b>3,143</b>	<b>2,964</b>	<b>3,004</b>	<b>3,205</b>	<b>3,385</b>	<b>3,301</b>	<b>3,411</b>
+/-		<b>-566</b>	<b>22</b>	<b>-22</b>	<b>-179</b>	<b>40</b>	<b>201</b>	<b>180</b>	<b>-84</b>	<b>110</b>
% Change		<b>-15%</b>	<b>1%</b>	<b>-1%</b>	<b>-6%</b>	<b>1%</b>	<b>7%</b>	<b>6%</b>	<b>-2%</b>	<b>3%</b>





## CRIMINAL CASES FILED TEN YEAR REPORT - FISCAL YEAR 2014

DIVISION	2005	2006	2007	2008	2009	2010	2011	2012	2013	2014
Austin	208	247	205	365	507	757	641	469	493	330
Del Rio	1,027	1,024	939	1,151	1,442	1,728	1,961	1,873	1,513	1,536
El Paso	2,655	2,422	2,887	3,338	3,424	3,194	2,907	2,817	2,578	2,323
Midland	207	213	215	231	301	317	366	345	304	273
Pecos	243	257	283	288	380	414	381	463	452	539
San Antonio	469	438	445	604	801	804	704	835	733	639
Waco	186	187	171	184	208	277	240	242	226	189
<b>Total</b>	<b>4,995</b>	<b>4,788</b>	<b>5,145</b>	<b>6,161</b>	<b>7,063</b>	<b>7,491</b>	<b>7,200</b>	<b>7,044</b>	<b>6,299</b>	<b>5,829</b>
+/-		-207	357	1,016	902	428	-291	-156	-745	-470
% Change		-4%	7%	20%	15%	6%	-4%	-2%	-11%	-7%



## CRIMINAL DEFENDANTS FILED TEN YEAR REPORT - FISCAL YEAR 2014

DIVISION	2005	2006	2007	2008	2009	2010	2011	2012	2013	2014
Austin	296	357	300	535	624	873	806	592	644	384
Del Rio	1,192	1,202	1,175	1,396	1,664	2,067	2,229	2,096	1,597	1,656
El Paso	3,037	2,773	3,249	3,667	3,735	3,523	3,206	3,035	2,834	2,526
Midland	321	352	309	386	453	480	544	504	413	399
Pecos	354	427	406	394	486	642	585	722	595	654
San Antonio	699	610	686	868	988	1,035	882	1,074	983	809
Waco	303	263	220	253	286	365	326	288	285	257
<b>Total</b>	<b>6,202</b>	<b>5,984</b>	<b>6,345</b>	<b>7,499</b>	<b>8,236</b>	<b>8,985</b>	<b>8,578</b>	<b>8,311</b>	<b>7,351</b>	<b>6,685</b>
<b>+/-</b>		<b>-218</b>	<b>361</b>	<b>1,154</b>	<b>737</b>	<b>749</b>	<b>-407</b>	<b>-267</b>	<b>-960</b>	<b>-666</b>
<b>% Change</b>		<b>-4%</b>	<b>6%</b>	<b>18%</b>	<b>10%</b>	<b>9%</b>	<b>-5%</b>	<b>-3%</b>	<b>-12%</b>	<b>-9%</b>

