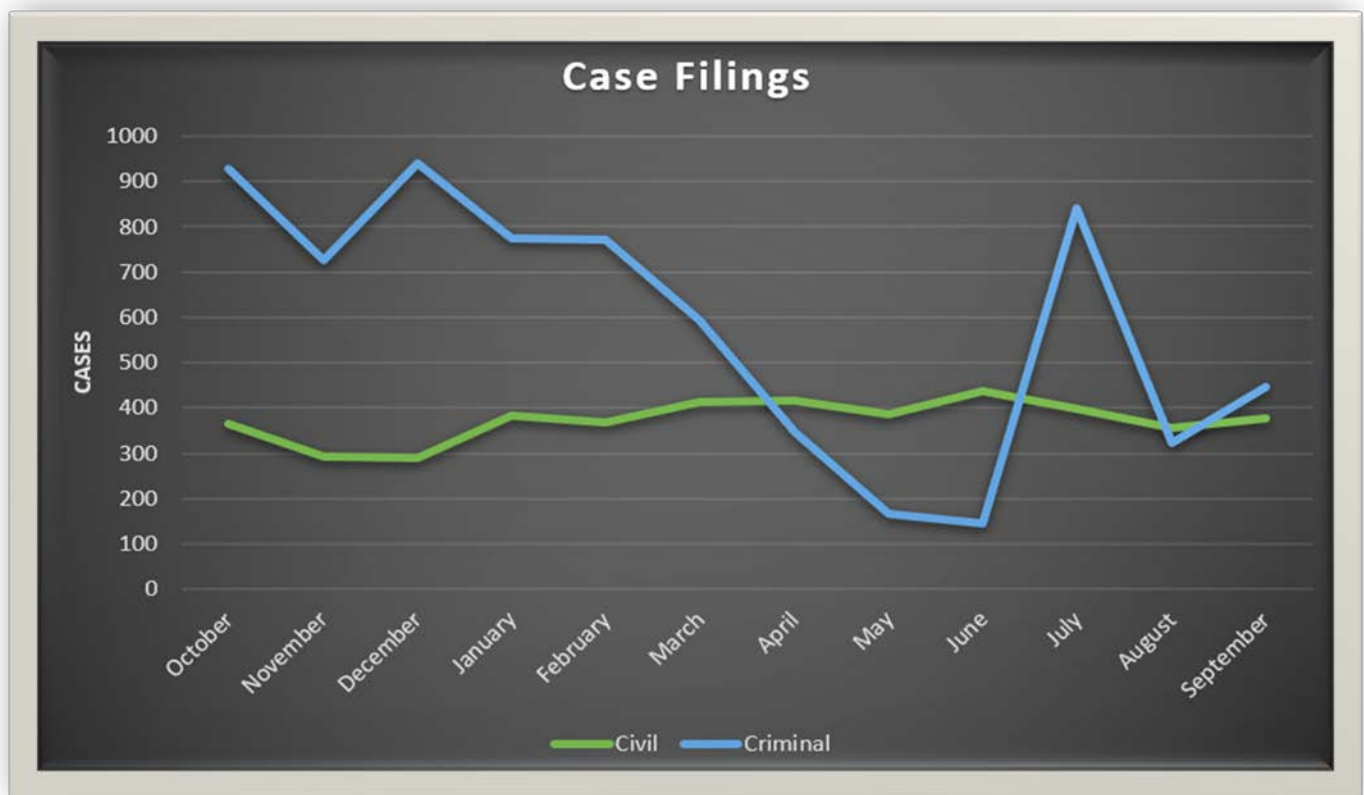


UNITED STATES DISTRICT COURT
Western District of Texas

2020 Fiscal Year Statistical Report



Honorable Orlando L. Garcia
Chief United States District Judge



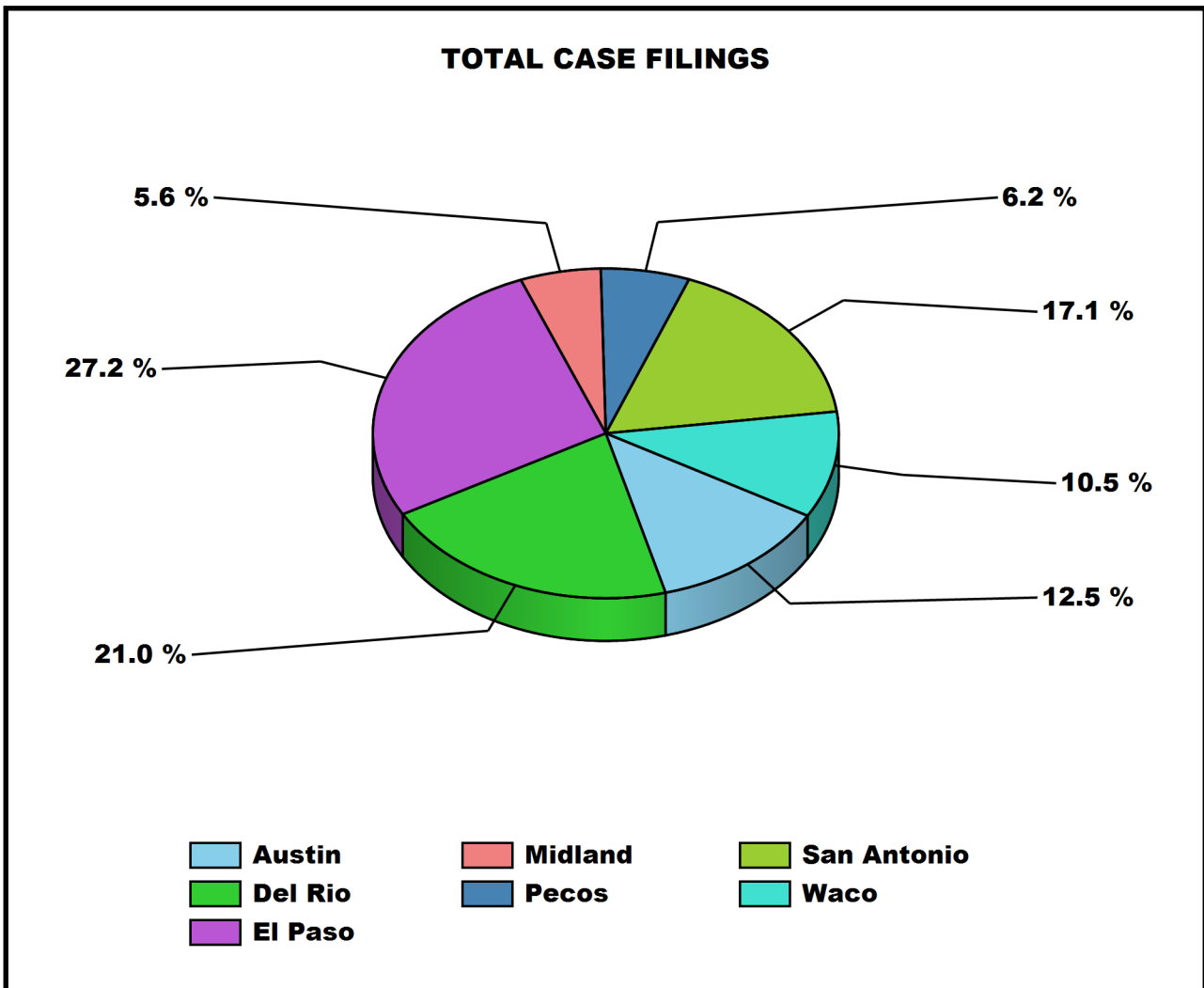
Fiscal Year 2020 District Court Statistics

Part I: Reports by Division

Total Case Filings – Pie Chart	1
Civil Cases Filed – Pie Chart	2
Criminal Cases Filed – Pie Chart	3
Criminal Defendants Filed – Pie Chart	4
Total Case Filings – 10 Year Report	5
Civil Cases Filed – 10 Year Report	6
Criminal Cases Filed – 10 Year Report.....	7
Criminal Defendants Filed – 10 Year Report	8

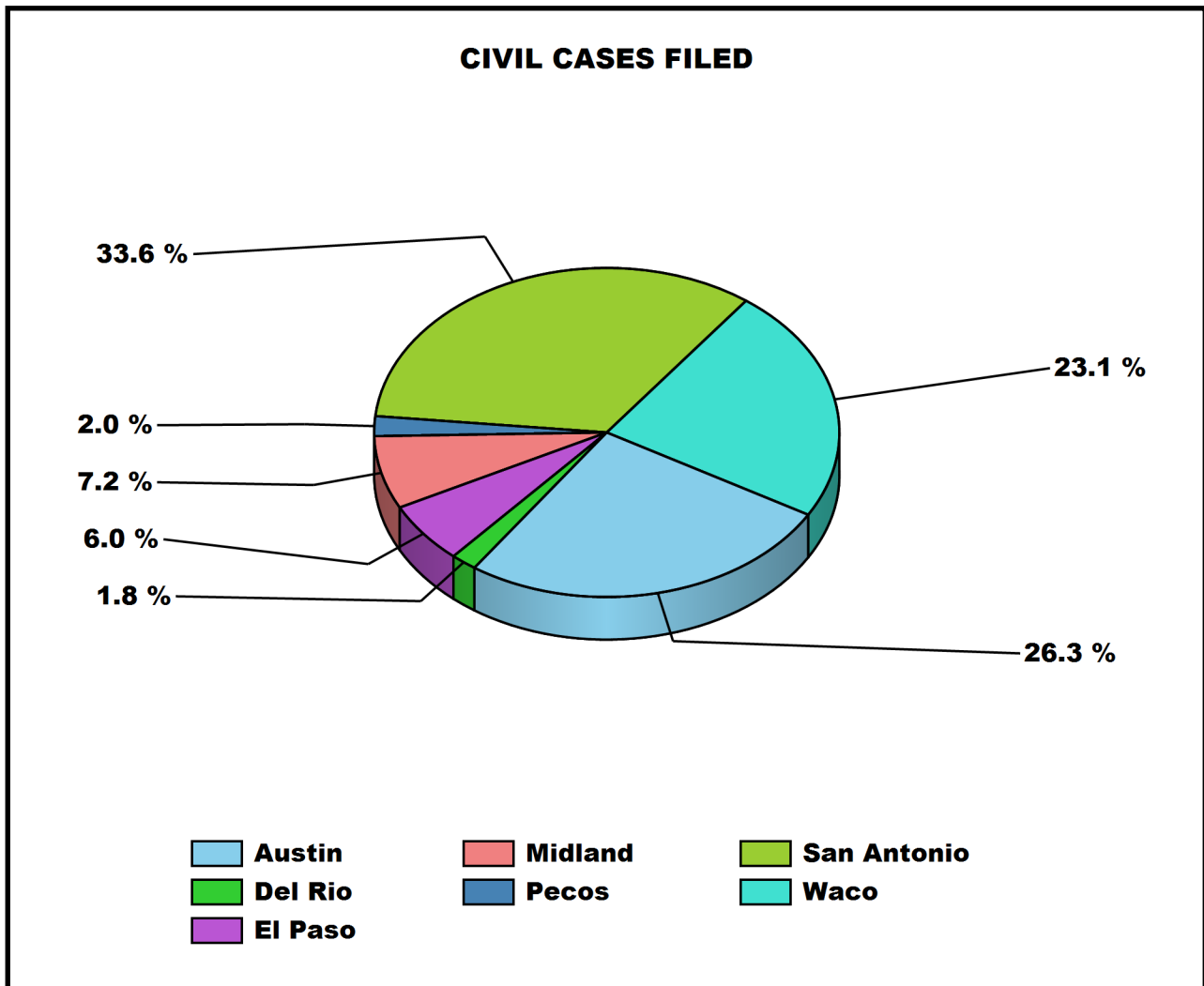
TOTAL CASE FILINGS FISCAL YEAR 2020

	CIVIL	CRIMINAL	TOTAL
Austin	1,172	266	1,438
Del Rio	81	2,323	2,404
El Paso	268	2,854	3,122
Midland	320	322	642
Pecos	87	620	707
San Antonio	1,499	458	1,957
Waco	1,030	169	1,199
TOTAL	4,457	7,012	11,469



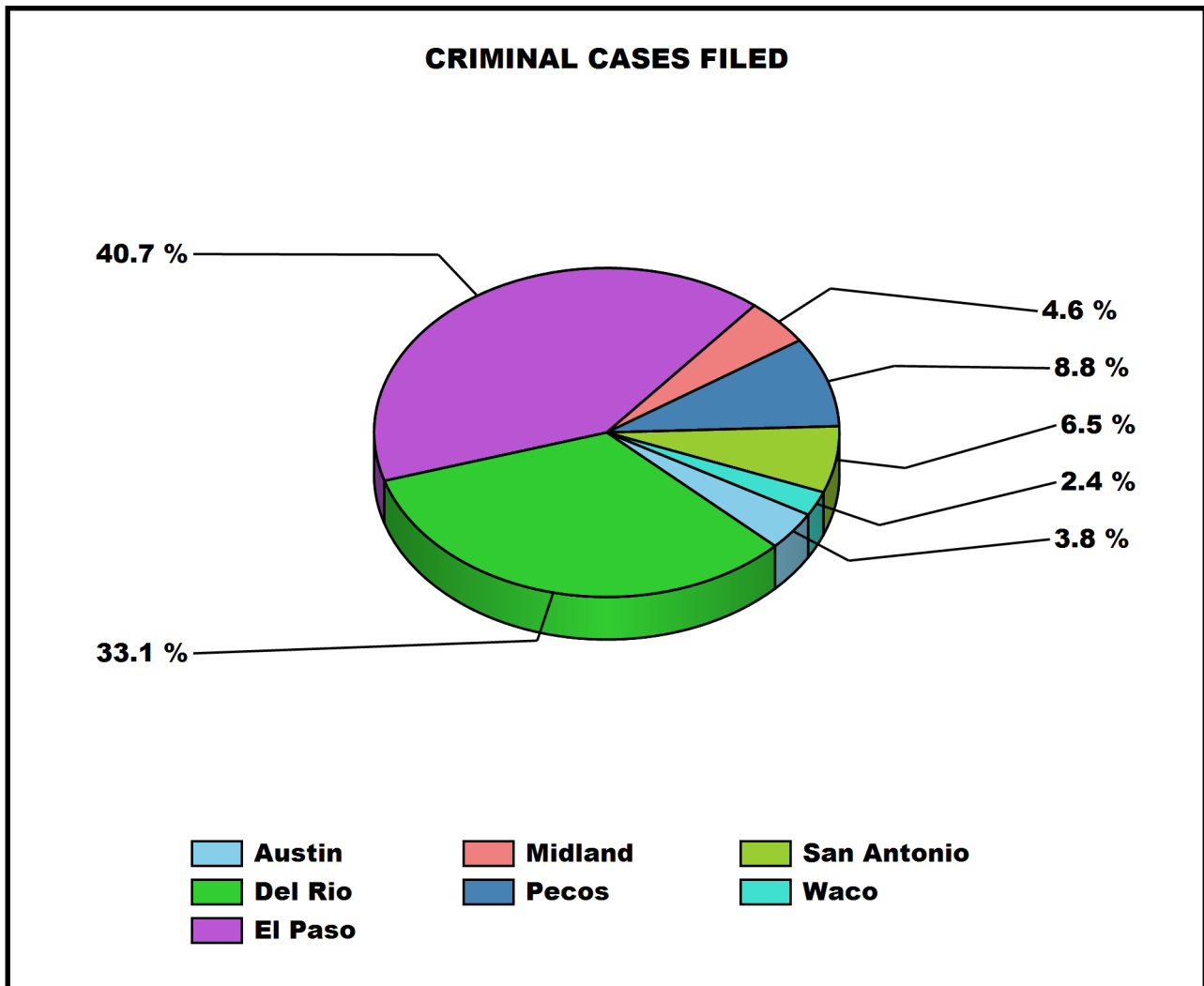
CIVIL CASES FILED FISCAL YEAR 2020

Austin	1,172
Del Rio	81
El Paso	268
Midland	320
Pecos	87
San Antonio	1,499
Waco	1,030
TOTAL	4,457



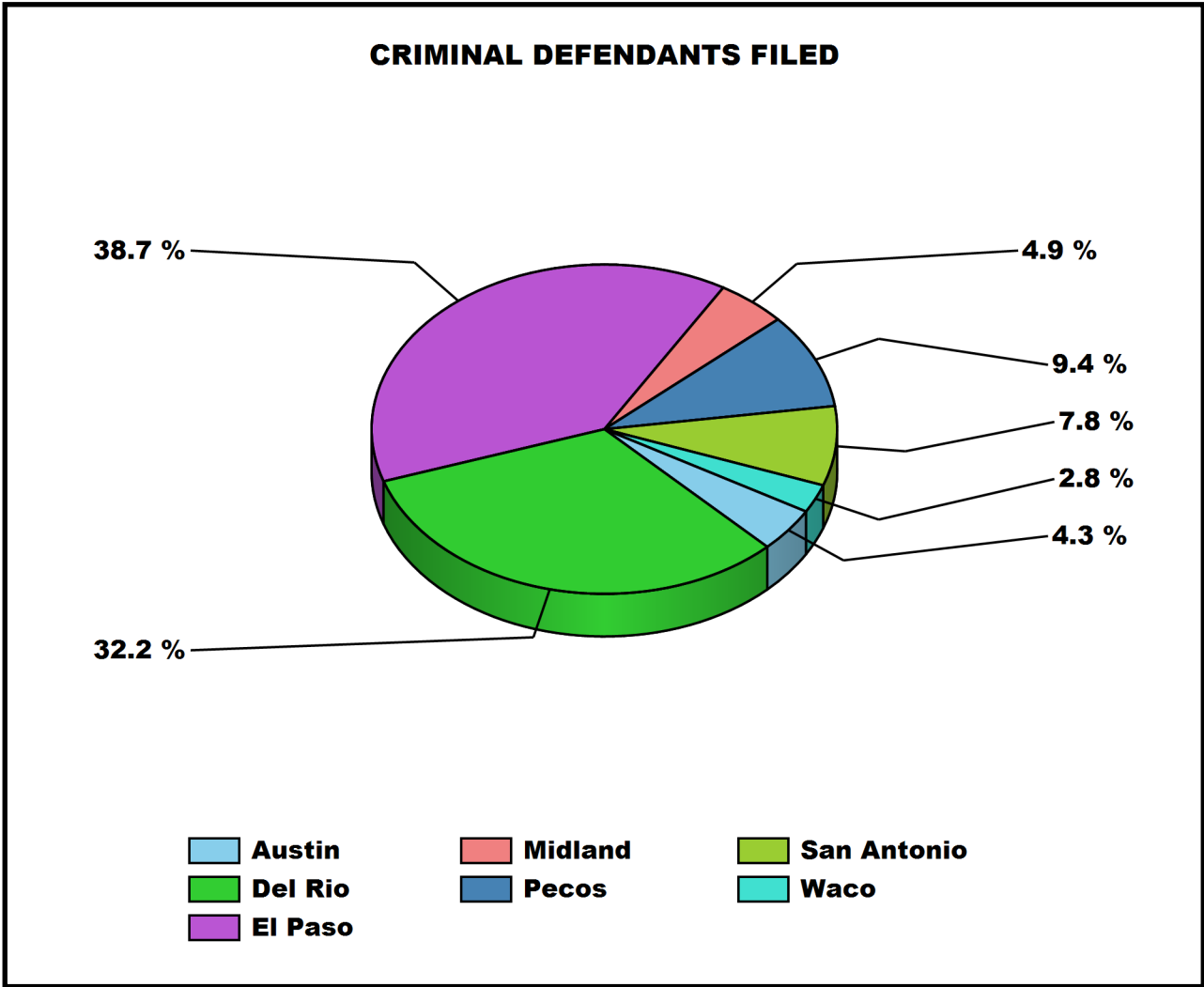
CRIMINAL CASES FILED FISCAL YEAR 2020

Austin	266
Del Rio	2,323
El Paso	2,854
Midland	322
Pecos	620
San Antonio	458
Waco	169
TOTAL	7,012



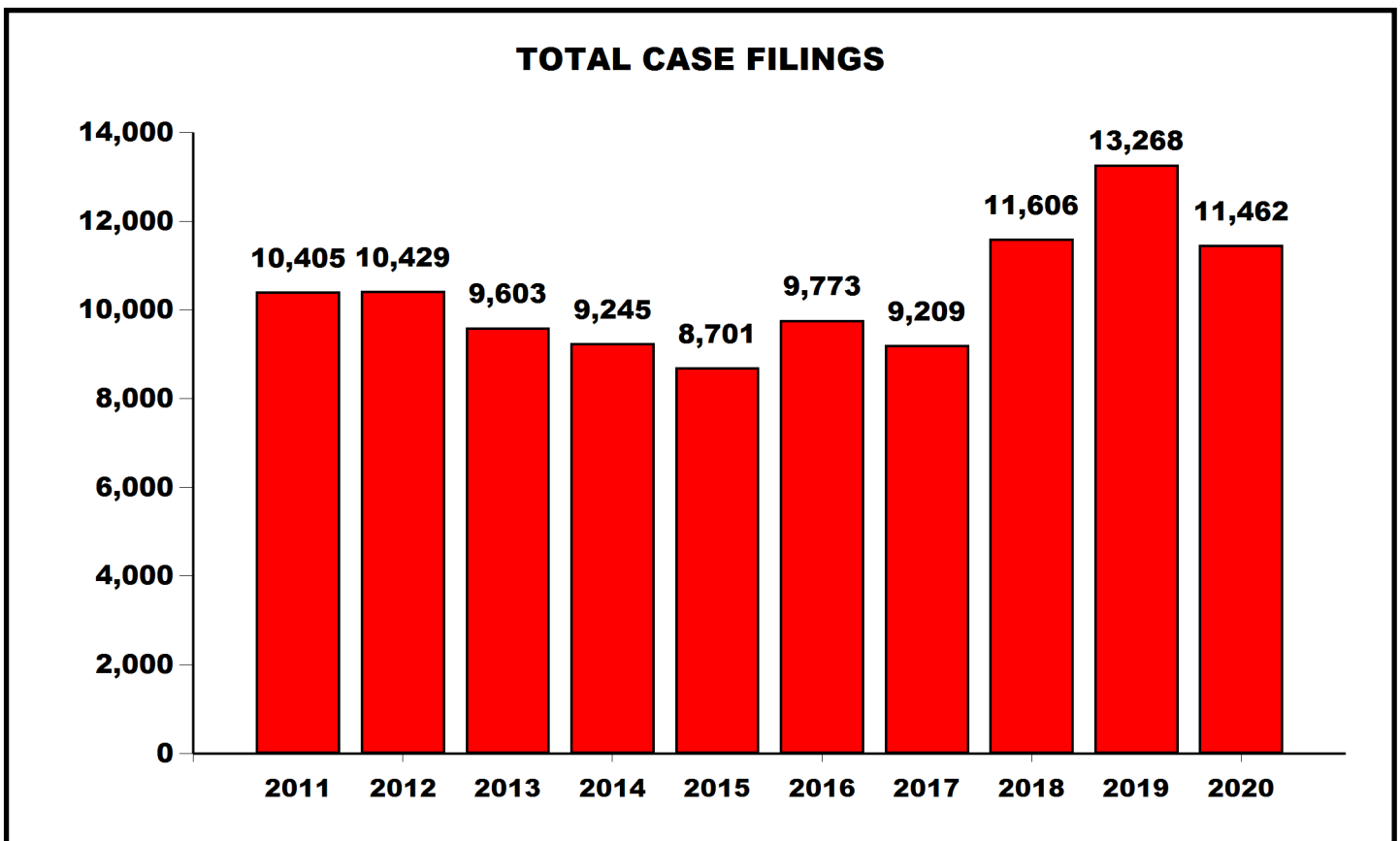
**CRIMINAL DEFENDANTS FILED
FISCAL YEAR 2020**

Austin	342
Del Rio	2,541
El Paso	3,051
Midland	383
Pecos	739
San Antonio	615
Waco	220
TOTAL	7,891



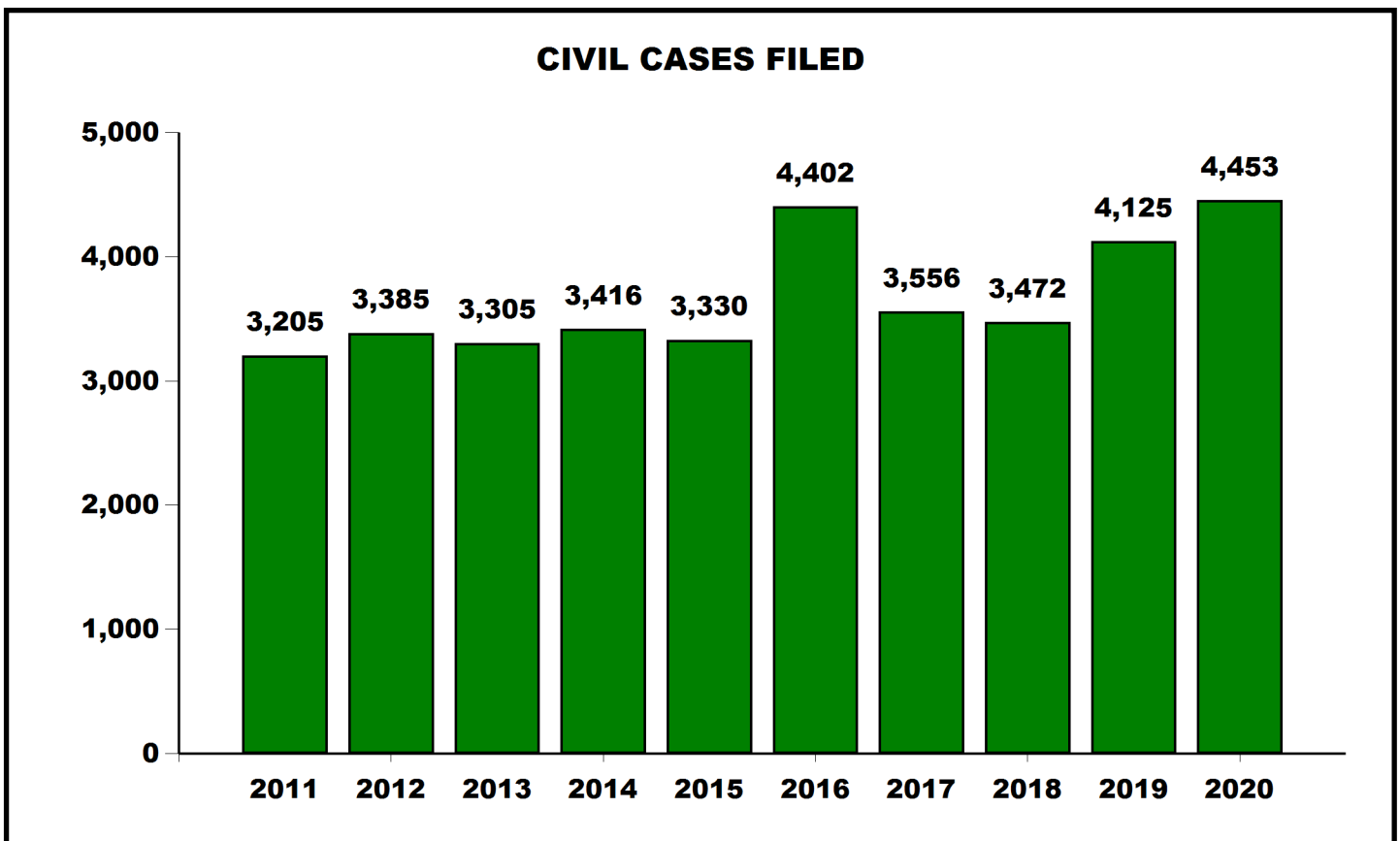
TOTAL CASE FILINGS TEN YEAR REPORT - FISCAL YEAR 2020

DIVISION	2011	2012	2013	2014	2015	2016	2017	2018	2019	2020
Austin	1,721	1,541	1,583	1,423	1,374	1,718	1,493	1,428	1,423	1,437
Del Rio	2,014	1,940	1,593	1,617	1,588	1,741	1,491	2,420	3,134	2,400
El Paso	3,390	3,333	2,981	2,780	2,511	2,609	2,737	3,836	4,183	3,121
Midland	504	463	430	397	434	684	499	505	547	642
Pecos	503	608	538	629	520	590	466	801	971	707
San Antonio	1,703	2,004	1,864	1,730	1,710	1,786	1,960	1,979	2,099	1,957
Waco	570	540	614	669	564	645	563	637	911	1,198
Total	10,405	10,429	9,603	9,245	8,701	9,773	9,209	11,606	13,268	11,462
+/-		24	-826	-358	-544	1,072	-564	2,397	1,662	-1,806
% Change		0%	-8%	-4%	-6%	12%	-6%	26%	14%	-14%



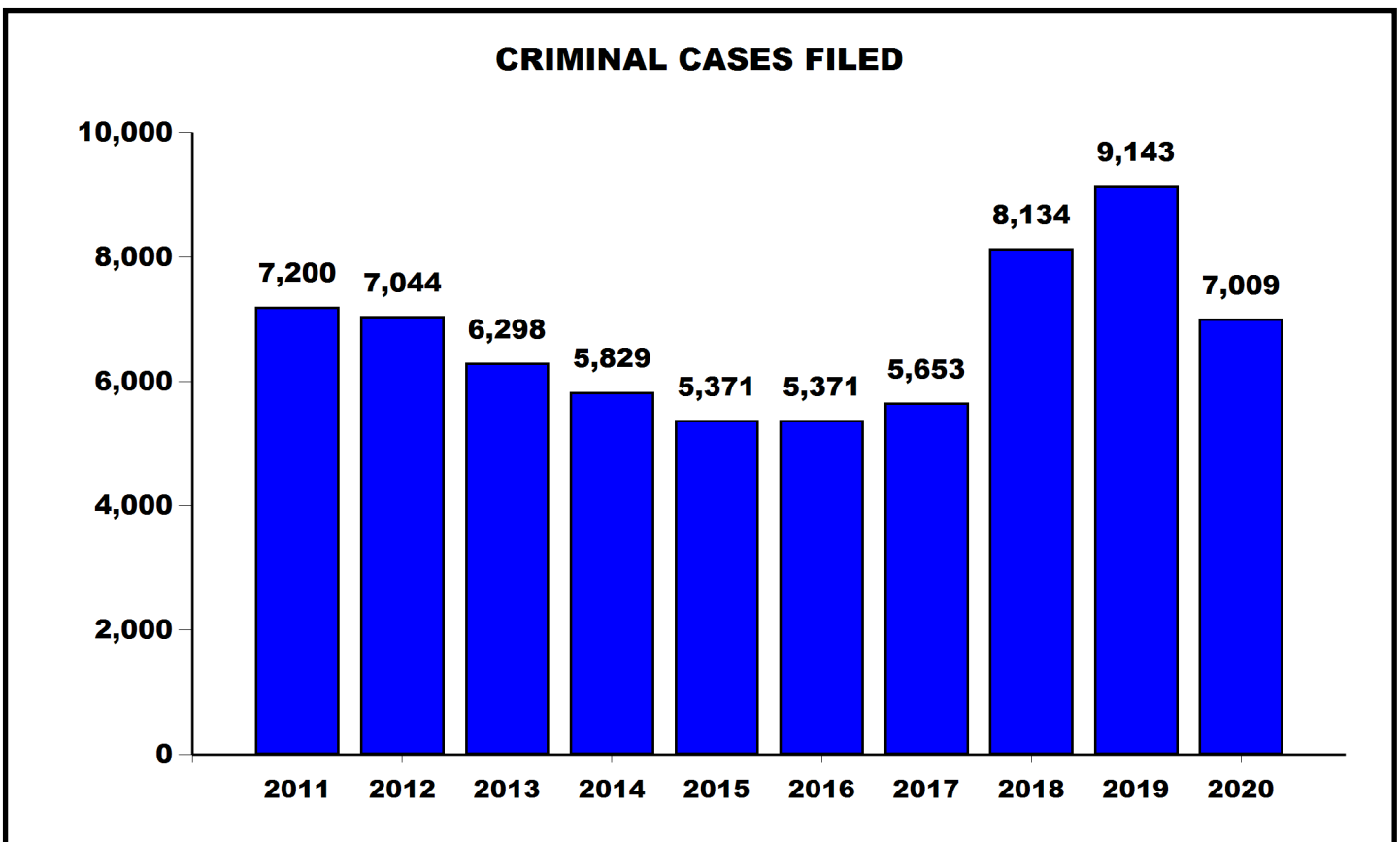
CIVIL CASES FILED TEN YEAR REPORT - FISCAL YEAR 2020

DIVISION	2011	2012	2013	2014	2015	2016	2017	2018	2019	2020
Austin	1,080	1,072	1,090	1,093	1,075	1,445	1,118	1,051	1,214	1,172
Del Rio	53	67	80	81	132	168	87	73	63	77
El Paso	483	516	403	457	378	527	378	342	360	269
Midland	138	118	126	124	192	427	263	255	291	320
Pecos	122	145	86	90	72	91	60	54	57	87
San Antonio	999	1,169	1,132	1,092	1,109	1,262	1,295	1,326	1,508	1,499
Waco	330	298	388	479	372	482	355	371	632	1,029
Total	3,205	3,385	3,305	3,416	3,330	4,402	3,556	3,472	4,125	4,453
+/-		180	-80	111	-86	1,072	-846	-84	653	328
% Change		6%	-2%	3%	-3%	32%	-19%	-2%	19%	8%



CRIMINAL CASES FILED TEN YEAR REPORT - FISCAL YEAR 2020

DIVISION	2011	2012	2013	2014	2015	2016	2017	2018	2019	2020
Austin	641	469	493	330	299	273	375	377	209	265
Del Rio	1,961	1,873	1,513	1,536	1,456	1,573	1,404	2,347	3,071	2,323
El Paso	2,907	2,817	2,578	2,323	2,133	2,082	2,359	3,494	3,823	2,852
Midland	366	345	304	273	242	257	236	250	256	322
Pecos	381	463	452	539	448	499	406	747	914	620
San Antonio	704	835	732	638	601	524	665	653	591	458
Waco	240	242	226	190	192	163	208	266	279	169
Total	7,200	7,044	6,298	5,829	5,371	5,371	5,653	8,134	9,143	7,009
+/-		-156	-746	-469	-458	0	282	2,481	1,009	-2,134
% Change		-2%	-11%	-7%	-8%	0%	5%	44%	12%	-23%



CRIMINAL DEFENDANTS FILED TEN YEAR REPORT - FISCAL YEAR 2020

DIVISION	2011	2012	2013	2014	2015	2016	2017	2018	2019	2020
Austin	806	592	644	384	405	341	449	485	326	341
Del Rio	2,229	2,096	1,597	1,656	1,615	1,743	1,518	2,455	3,233	2,541
El Paso	3,206	3,035	2,834	2,526	2,390	2,337	2,544	3,741	4,044	3,049
Midland	544	504	413	399	351	400	295	330	325	383
Pecos	585	722	595	654	612	702	606	921	1,090	740
San Antonio	882	1,074	982	808	794	690	943	810	755	615
Waco	326	288	285	260	224	219	244	351	332	220
Total	8,578	8,311	7,350	6,687	6,391	6,432	6,599	9,093	10,105	7,889
+/-		-267	-961	-663	-296	41	167	2,494	1,012	-2,216
% Change		-3%	-12%	-9%	-4%	1%	3%	38%	11%	-22%

