

**United States District Court  
Western District of Texas**

**2021**

**Calendar Year Statistical Report**



**Honorable Orlando L. Garcia  
Chief United States District Judge**



**In Memory of**  
**United States District Judge Philip R. Martinez**  
**July 13, 1957 – February 26, 2021**

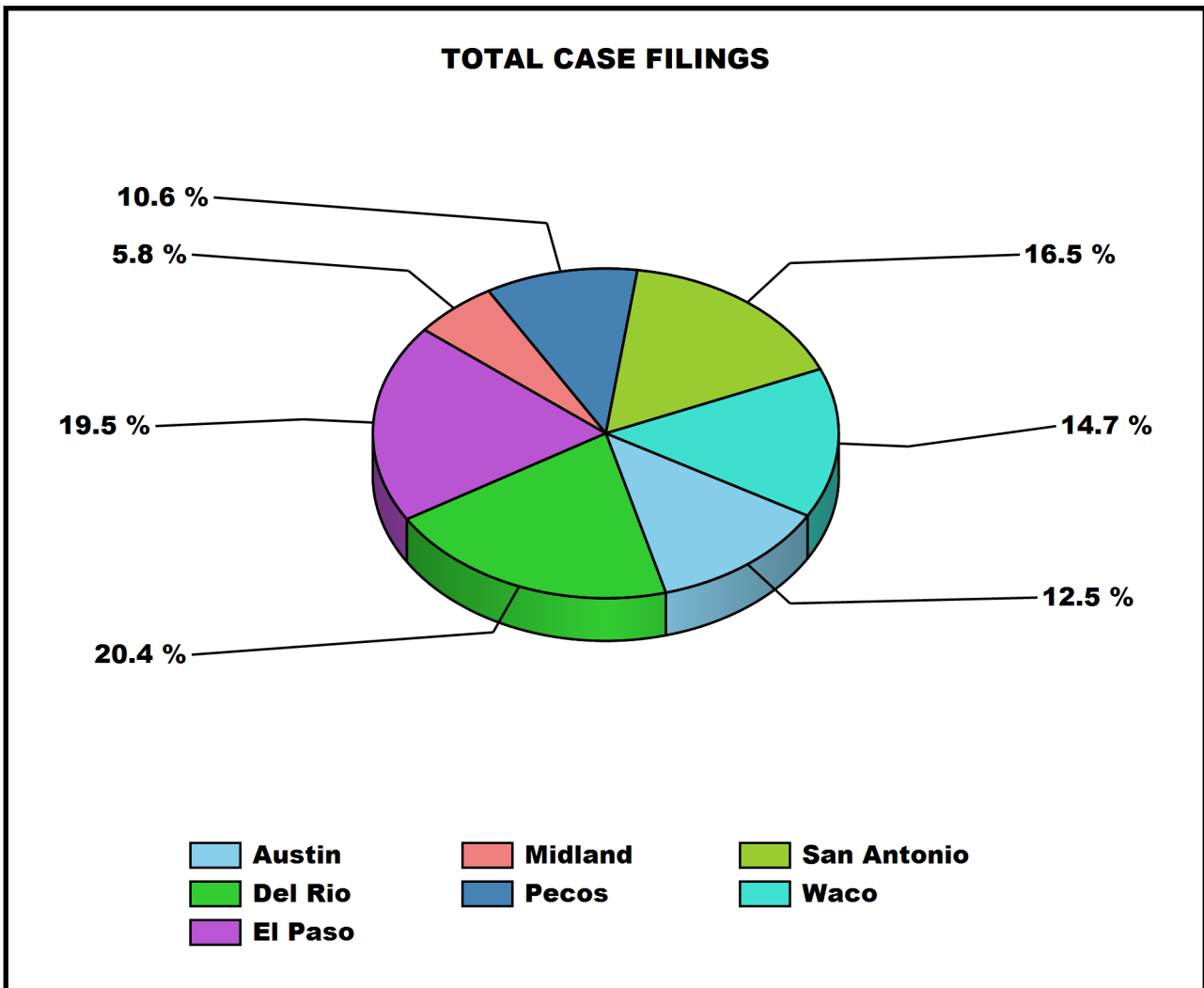
# Calendar Year 2021 District Court Statistics

## Reports by Division

|   |    |
|---|----|
| Total Case Filings – Pie Chart .....                    | 1  |
| Civil Cases Filed – Pie Chart .....                     | 2  |
| Criminal Cases Filed – Pie Chart .....                  | 3  |
| Criminal Defendants Filed – Pie Chart .....             | 4  |
| Total Case Filings – 10 Year Report .....               | 5  |
| Civil Cases Filed – 10 Year Report .....                | 6  |
| Criminal Cases Filed – 10 Year Report .....             | 7  |
| Criminal Defendants Filed – 10 Year Report .....        | 8  |
| Civil/Criminal Cases Filed by Division – 10 Year Report |    |
| - Austin .....  | 9  |
| - Del Rio .....   | 10 |
| - El Paso .....   | 11 |
| - Midland .....   | 12 |
| - Pecos .....   | 13 |
| - San Antonio .....                                     | 14 |
| - Waco .....  | 15 |

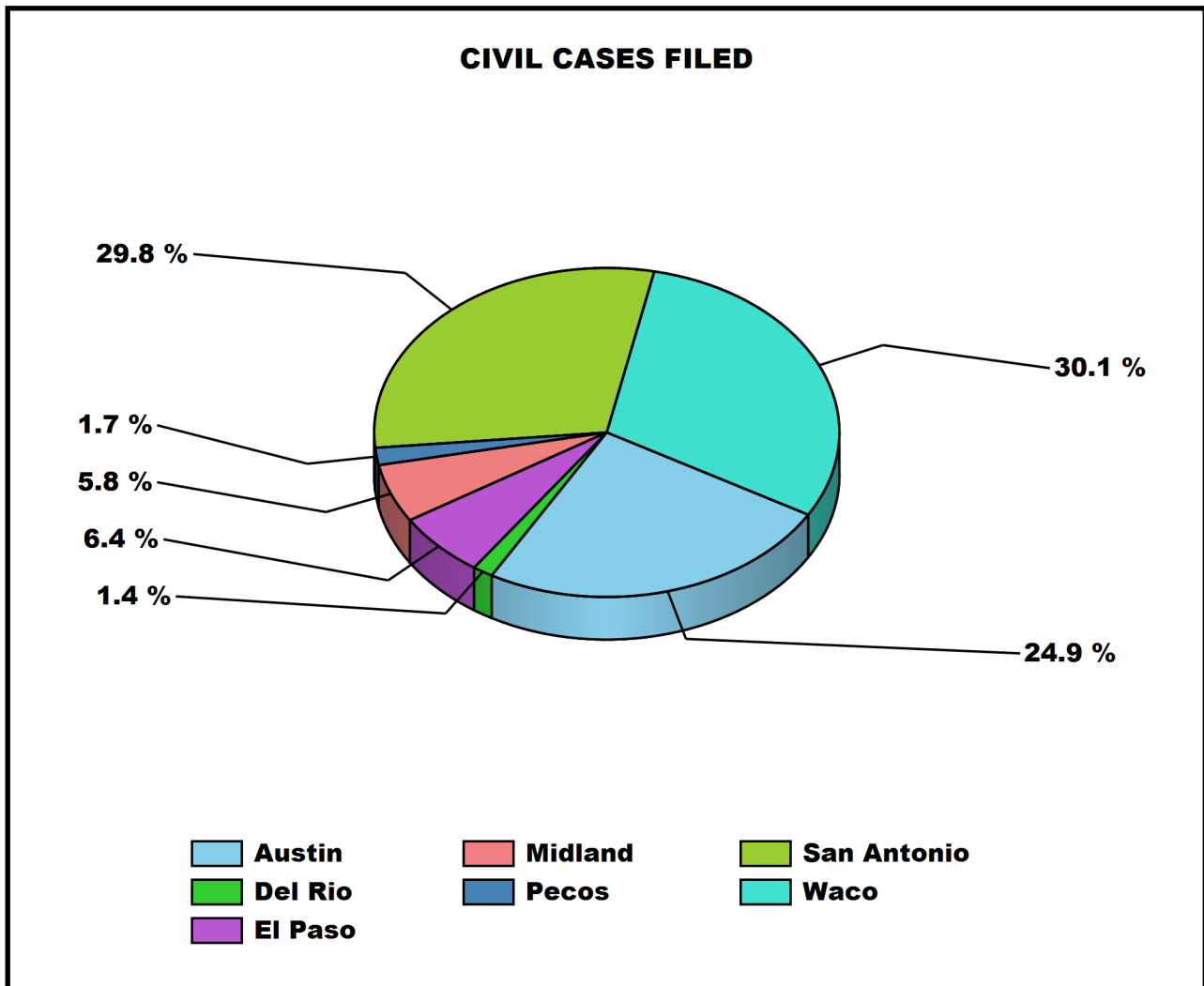
## TOTAL CASE FILINGS CALENDAR YEAR 2021

|                    | CIVIL        | CRIMINAL     | TOTAL         |
|--------------------|--------------|--------------|---------------|
| <b>Austin</b>      | <b>1,114</b> | <b>181</b>   | <b>1,295</b>  |
| <b>Del Rio</b>     | <b>64</b>    | <b>2,049</b> | <b>2,113</b>  |
| <b>El Paso</b>     | <b>286</b>   | <b>1,734</b> | <b>2,020</b>  |
| <b>Midland</b>     | <b>258</b>   | <b>342</b>   | <b>600</b>    |
| <b>Pecos</b>       | <b>76</b>    | <b>1,017</b> | <b>1,093</b>  |
| <b>San Antonio</b> | <b>1,332</b> | <b>370</b>   | <b>1,702</b>  |
| <b>Waco</b>        | <b>1,345</b> | <b>177</b>   | <b>1,522</b>  |
| <b>TOTAL</b>       | <b>4,475</b> | <b>5,870</b> | <b>10,345</b> |



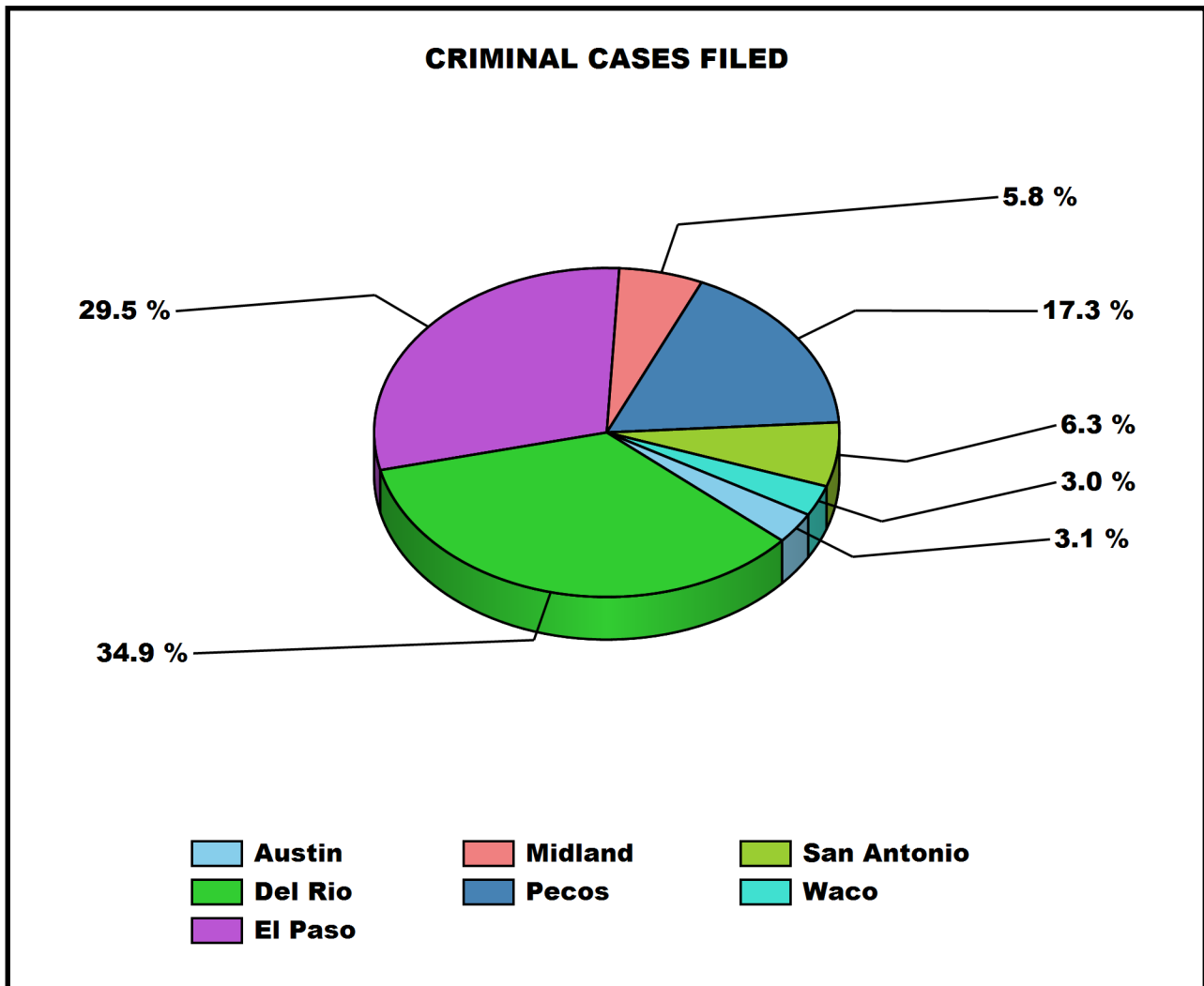
## CIVIL CASES FILED CALENDAR YEAR 2021

|                    |              |
|--------------------|--------------|
| <b>Austin</b>      | <b>1,114</b> |
| <b>Del Rio</b>     | <b>64</b>    |
| <b>El Paso</b>     | <b>286</b>   |
| <b>Midland</b>     | <b>258</b>   |
| <b>Pecos</b>       | <b>76</b>    |
| <b>San Antonio</b> | <b>1,332</b> |
| <b>Waco</b>        | <b>1,345</b> |
| <b>TOTAL</b>       | <b>4,475</b> |



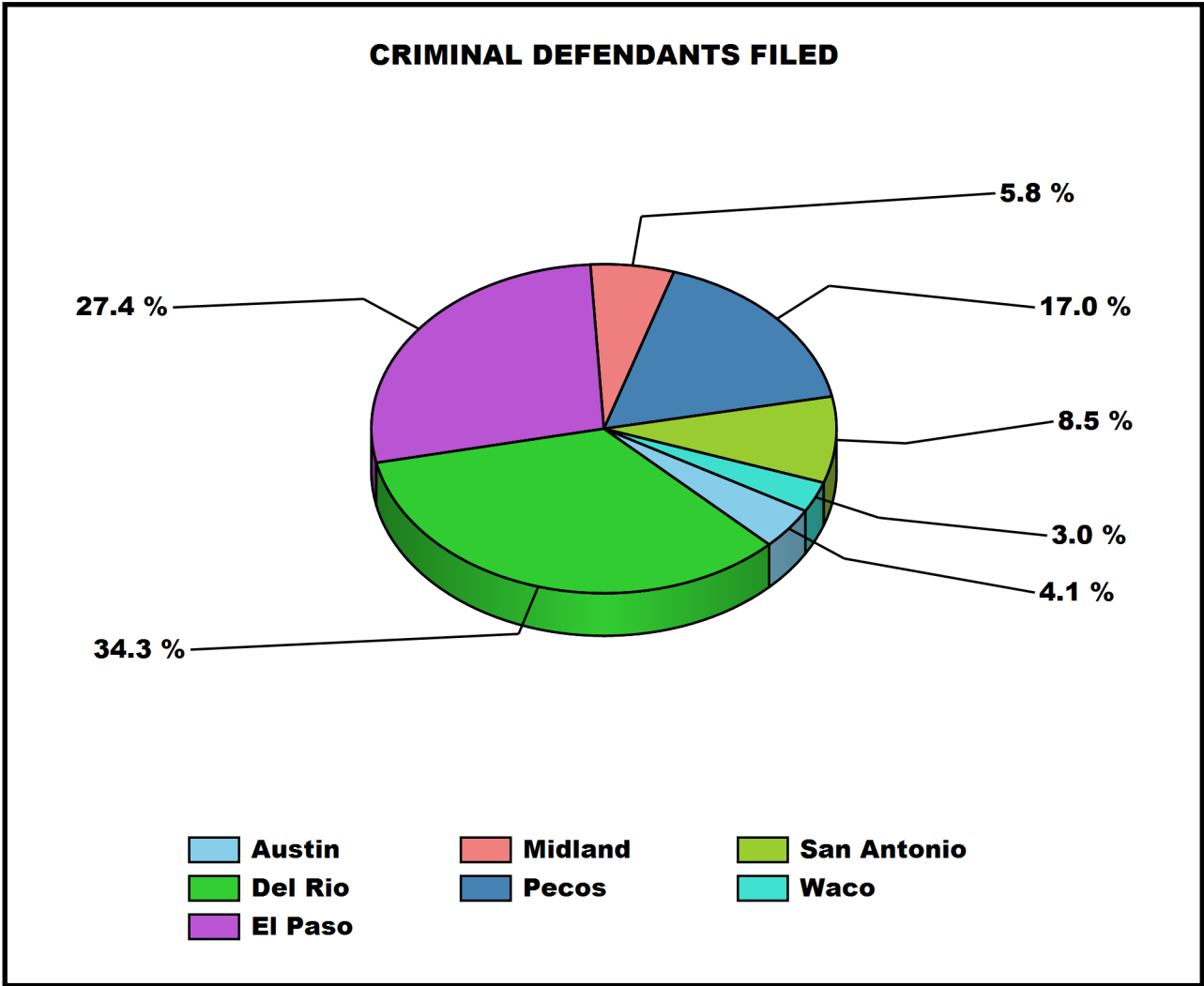
## CRIMINAL CASES FILED CALENDAR YEAR 2021

|                    |              |
|--------------------|--------------|
| <b>Austin</b>      | <b>181</b>   |
| <b>Del Rio</b>     | <b>2,049</b> |
| <b>El Paso</b>     | <b>1,734</b> |
| <b>Midland</b>     | <b>342</b>   |
| <b>Pecos</b>       | <b>1,017</b> |
| <b>San Antonio</b> | <b>370</b>   |
| <b>Waco</b>        | <b>177</b>   |
| <b>TOTAL</b>       | <b>5,870</b> |



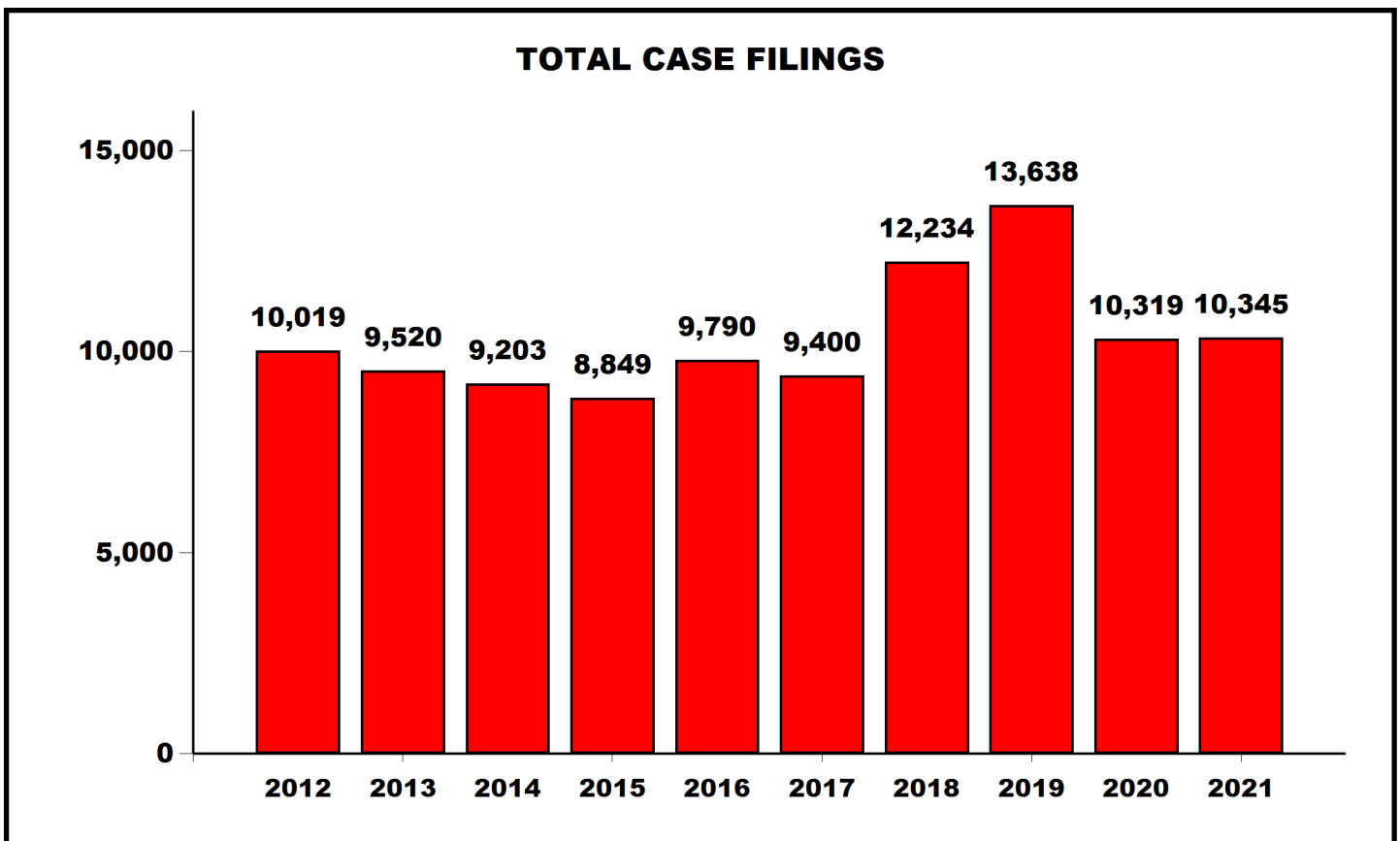
**CRIMINAL DEFENDANTS FILED  
CALENDAR YEAR 2021**

|                    |              |
|--------------------|--------------|
| <b>Austin</b>      | <b>278</b>   |
| <b>Del Rio</b>     | <b>2,326</b> |
| <b>El Paso</b>     | <b>1,860</b> |
| <b>Midland</b>     | <b>394</b>   |
| <b>Pecos</b>       | <b>1,153</b> |
| <b>San Antonio</b> | <b>576</b>   |
| <b>Waco</b>        | <b>204</b>   |
| <b>TOTAL</b>       | <b>6,791</b> |



## TOTAL CASE FILINGS TEN YEAR REPORT - CALENDAR YEAR 2021

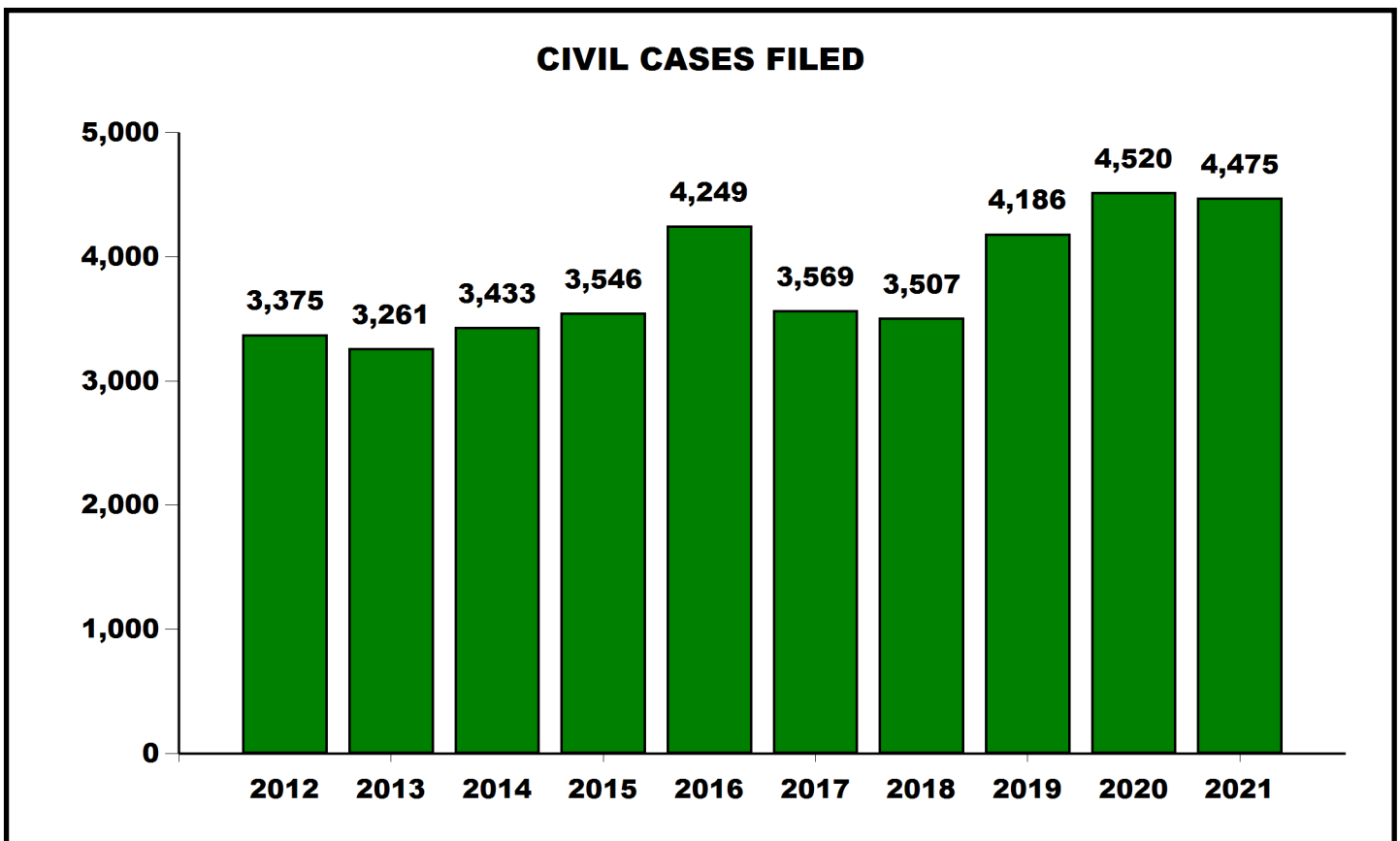
| DIVISION     | 2012          | 2013         | 2014         | 2015         | 2016         | 2017         | 2018          | 2019          | 2020          | 2021          |
|--------------|---------------|--------------|--------------|--------------|--------------|--------------|---------------|---------------|---------------|---------------|
| Austin       | 1,503         | 1,542        | 1,413        | 1,511        | 1,584        | 1,540        | 1,419         | 1,440         | 1,377         | 1,295         |
| Del Rio      | 1,793         | 1,553        | 1,676        | 1,586        | 1,792        | 1,475        | 2,843         | 3,315         | 1,815         | 2,113         |
| El Paso      | 3,207         | 3,015        | 2,690        | 2,510        | 2,639        | 2,922        | 3,898         | 4,325         | 2,582         | 2,020         |
| Midland      | 409           | 429          | 390          | 479          | 658          | 507          | 524           | 534           | 669           | 600           |
| Pecos        | 571           | 558          | 609          | 530          | 613          | 433          | 928           | 939           | 630           | 1,093         |
| San Antonio  | 1,951         | 1,806        | 1,748        | 1,688        | 1,849        | 1,950        | 1,989         | 2,096         | 1,930         | 1,702         |
| Waco         | 585           | 617          | 677          | 545          | 655          | 573          | 633           | 989           | 1,316         | 1,522         |
| <b>Total</b> | <b>10,019</b> | <b>9,520</b> | <b>9,203</b> | <b>8,849</b> | <b>9,790</b> | <b>9,400</b> | <b>12,234</b> | <b>13,638</b> | <b>10,319</b> | <b>10,345</b> |
| +/-          |               | -499         | -317         | -354         | 941          | -390         | 2,834         | 1,404         | -3,319        | 26            |
| % Change     |               | -5%          | -3%          | -4%          | 11%          | -4%          | 30%           | 11%           | -24%          | 0%            |





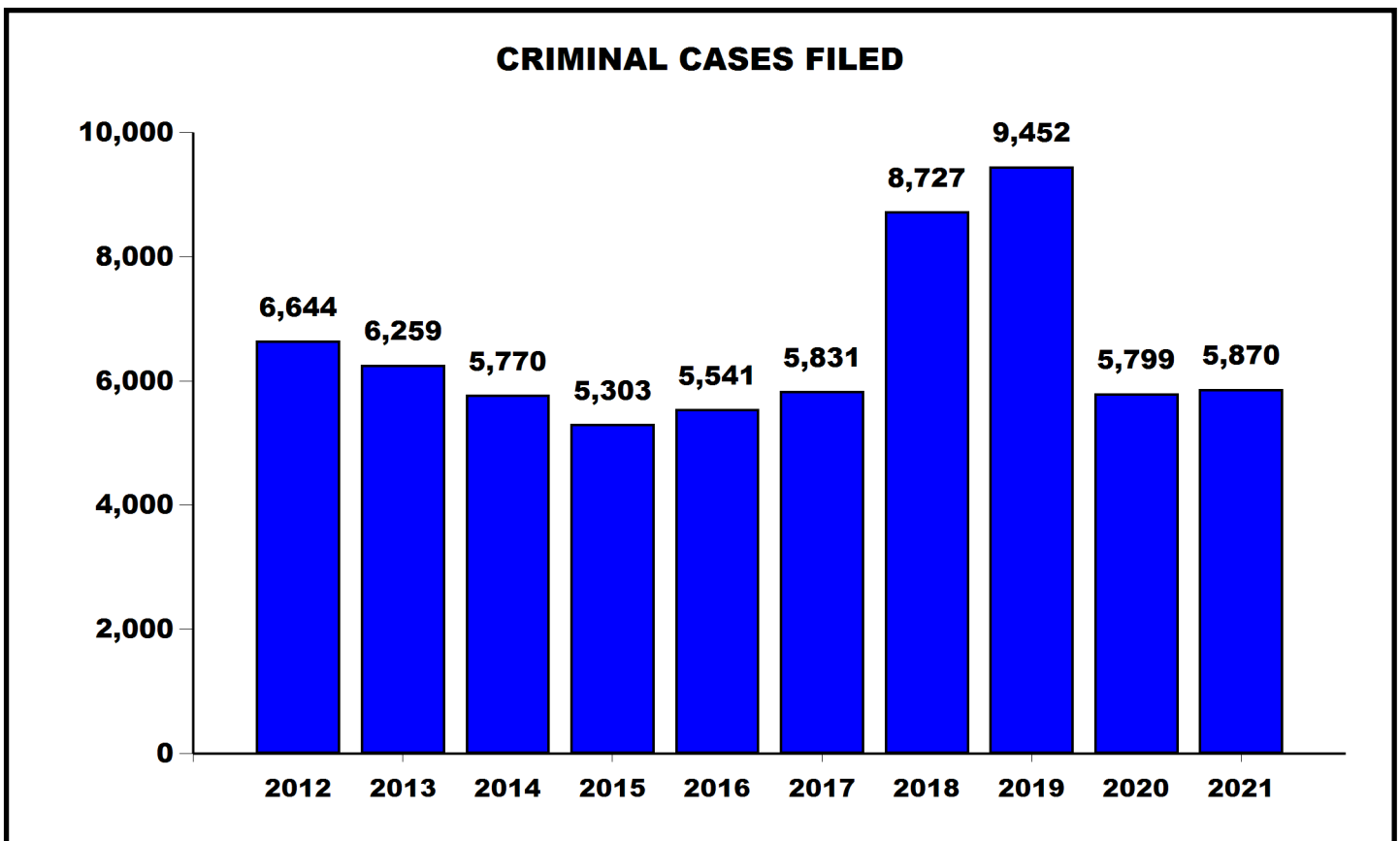
## CIVIL CASES FILED TEN YEAR REPORT - CALENDAR YEAR 2021

| DIVISION     | 2012         | 2013         | 2014         | 2015         | 2016         | 2017         | 2018         | 2019         | 2020         | 2021         |
|--------------|--------------|--------------|--------------|--------------|--------------|--------------|--------------|--------------|--------------|--------------|
| Austin       | 1,087        | 1,062        | 1,098        | 1,211        | 1,291        | 1,172        | 1,079        | 1,187        | 1,146        | 1,114        |
| Del Rio      | 73           | 85           | 85           | 120          | 183          | 72           | 64           | 86           | 64           | 64           |
| El Paso      | 481          | 400          | 453          | 388          | 502          | 372          | 367          | 333          | 245          | 286          |
| Midland      | 124          | 127          | 130          | 243          | 405          | 267          | 254          | 290          | 322          | 258          |
| Pecos        | 134          | 79           | 92           | 66           | 93           | 59           | 46           | 65           | 81           | 76           |
| San Antonio  | 1,141        | 1,112        | 1,094        | 1,141        | 1,296        | 1,268        | 1,337        | 1,516        | 1,508        | 1,332        |
| Waco         | 335          | 396          | 481          | 377          | 479          | 359          | 360          | 709          | 1,154        | 1,345        |
| <b>Total</b> | <b>3,375</b> | <b>3,261</b> | <b>3,433</b> | <b>3,546</b> | <b>4,249</b> | <b>3,569</b> | <b>3,507</b> | <b>4,186</b> | <b>4,520</b> | <b>4,475</b> |
| +/-          |              | -114         | 172          | 113          | 703          | -680         | -62          | 679          | 334          | -45          |
| % Change     |              | -3%          | 5%           | 3%           | 20%          | -16%         | -2%          | 19%          | 8%           | -1%          |



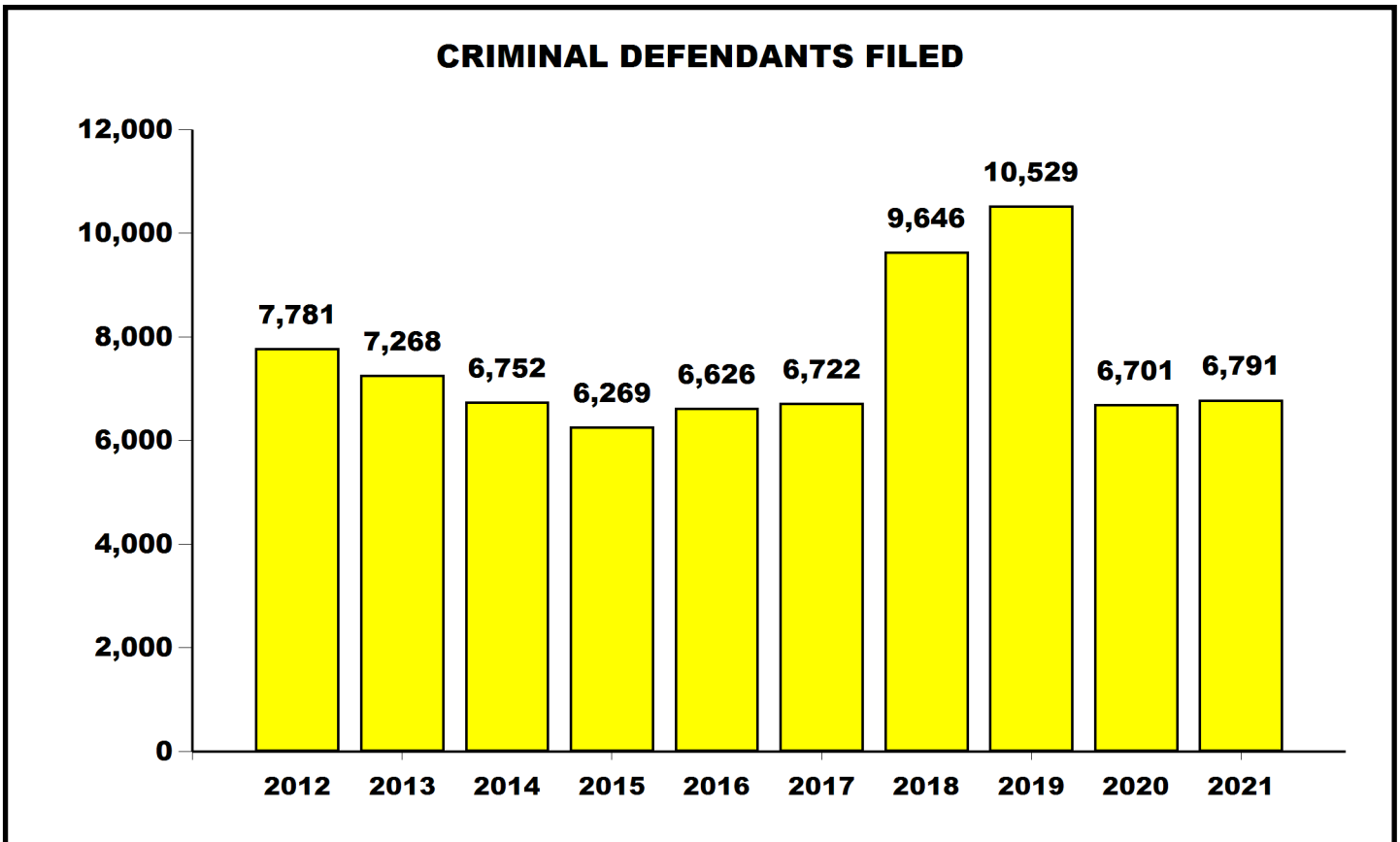
## CRIMINAL CASES FILED TEN YEAR REPORT - CALENDAR YEAR 2021

| DIVISION     | 2012         | 2013         | 2014         | 2015         | 2016         | 2017         | 2018         | 2019         | 2020          | 2021         |
|--------------|--------------|--------------|--------------|--------------|--------------|--------------|--------------|--------------|---------------|--------------|
| Austin       | 416          | 480          | 315          | 300          | 293          | 368          | 340          | 253          | 231           | 181          |
| Del Rio      | 1,720        | 1,468        | 1,591        | 1,466        | 1,609        | 1,403        | 2,779        | 3,229        | 1,751         | 2,049        |
| El Paso      | 2,726        | 2,615        | 2,237        | 2,122        | 2,137        | 2,550        | 3,531        | 3,992        | 2,337         | 1,734        |
| Midland      | 285          | 302          | 260          | 236          | 253          | 240          | 270          | 244          | 347           | 342          |
| Pecos        | 437          | 479          | 517          | 464          | 520          | 374          | 882          | 874          | 549           | 1,017        |
| San Antonio  | 810          | 694          | 654          | 547          | 553          | 682          | 652          | 580          | 422           | 370          |
| Waco         | 250          | 221          | 196          | 168          | 176          | 214          | 273          | 280          | 162           | 177          |
| <b>Total</b> | <b>6,644</b> | <b>6,259</b> | <b>5,770</b> | <b>5,303</b> | <b>5,541</b> | <b>5,831</b> | <b>8,727</b> | <b>9,452</b> | <b>5,799</b>  | <b>5,870</b> |
| +/-          |              | <b>-385</b>  | <b>-489</b>  | <b>-467</b>  | 238          | 290          | 2,896        | 725          | <b>-3,653</b> | 71           |
| % Change     |              | <b>-6%</b>   | <b>-8%</b>   | <b>-8%</b>   | 4%           | 5%           | 50%          | 8%           | <b>-39%</b>   | 1%           |



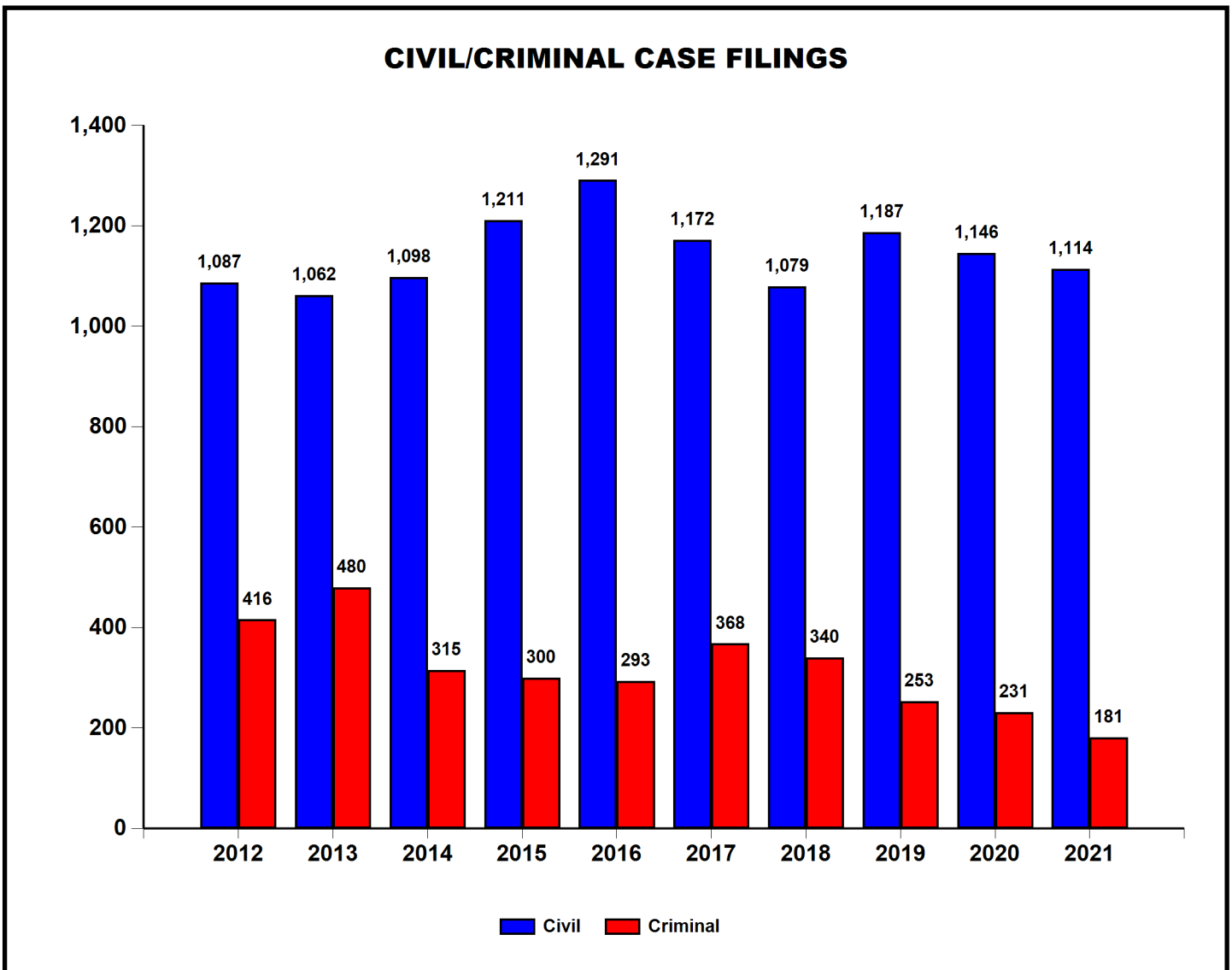
**CRIMINAL DEFENDANTS FILED  
TEN YEAR REPORT - CALENDAR YEAR 2021**

| <b>DIVISION</b>    | <b>2012</b>  | <b>2013</b>  | <b>2014</b>  | <b>2015</b>  | <b>2016</b>  | <b>2017</b>  | <b>2018</b>  | <b>2019</b>   | <b>2020</b>   | <b>2021</b>  |
|--------------------|--------------|--------------|--------------|--------------|--------------|--------------|--------------|---------------|---------------|--------------|
| <b>Austin</b>      | 554          | 625          | 401          | 356          | 383          | 443          | 456          | 345           | 325           | 278          |
| <b>Del Rio</b>     | 1,891        | 1,570        | 1,724        | 1,646        | 1,747        | 1,509        | 2,893        | 3,457         | 1,964         | 2,326        |
| <b>El Paso</b>     | 2,973        | 2,845        | 2,464        | 2,383        | 2,365        | 2,771        | 3,733        | 4,290         | 2,484         | 1,860        |
| <b>Midland</b>     | 383          | 417          | 369          | 370          | 367          | 305          | 353          | 311           | 409           | 394          |
| <b>Pecos</b>       | 661          | 624          | 664          | 619          | 764          | 522          | 1,076        | 1,019         | 666           | 1,153        |
| <b>San Antonio</b> | 1,022        | 908          | 863          | 700          | 763          | 932          | 778          | 769           | 636           | 576          |
| <b>Waco</b>        | 297          | 279          | 267          | 195          | 237          | 240          | 357          | 338           | 217           | 204          |
| <b>Total</b>       | <b>7,781</b> | <b>7,268</b> | <b>6,752</b> | <b>6,269</b> | <b>6,626</b> | <b>6,722</b> | <b>9,646</b> | <b>10,529</b> | <b>6,701</b>  | <b>6,791</b> |
| <b>+/-</b>         |              | <b>-513</b>  | <b>-516</b>  | <b>-483</b>  | <b>357</b>   | <b>96</b>    | <b>2,924</b> | <b>883</b>    | <b>-3,828</b> | <b>90</b>    |
| <b>% Change</b>    |              | <b>-7%</b>   | <b>-7%</b>   | <b>-7%</b>   | <b>6%</b>    | <b>1%</b>    | <b>43%</b>   | <b>9%</b>     | <b>-36%</b>   | <b>1%</b>    |



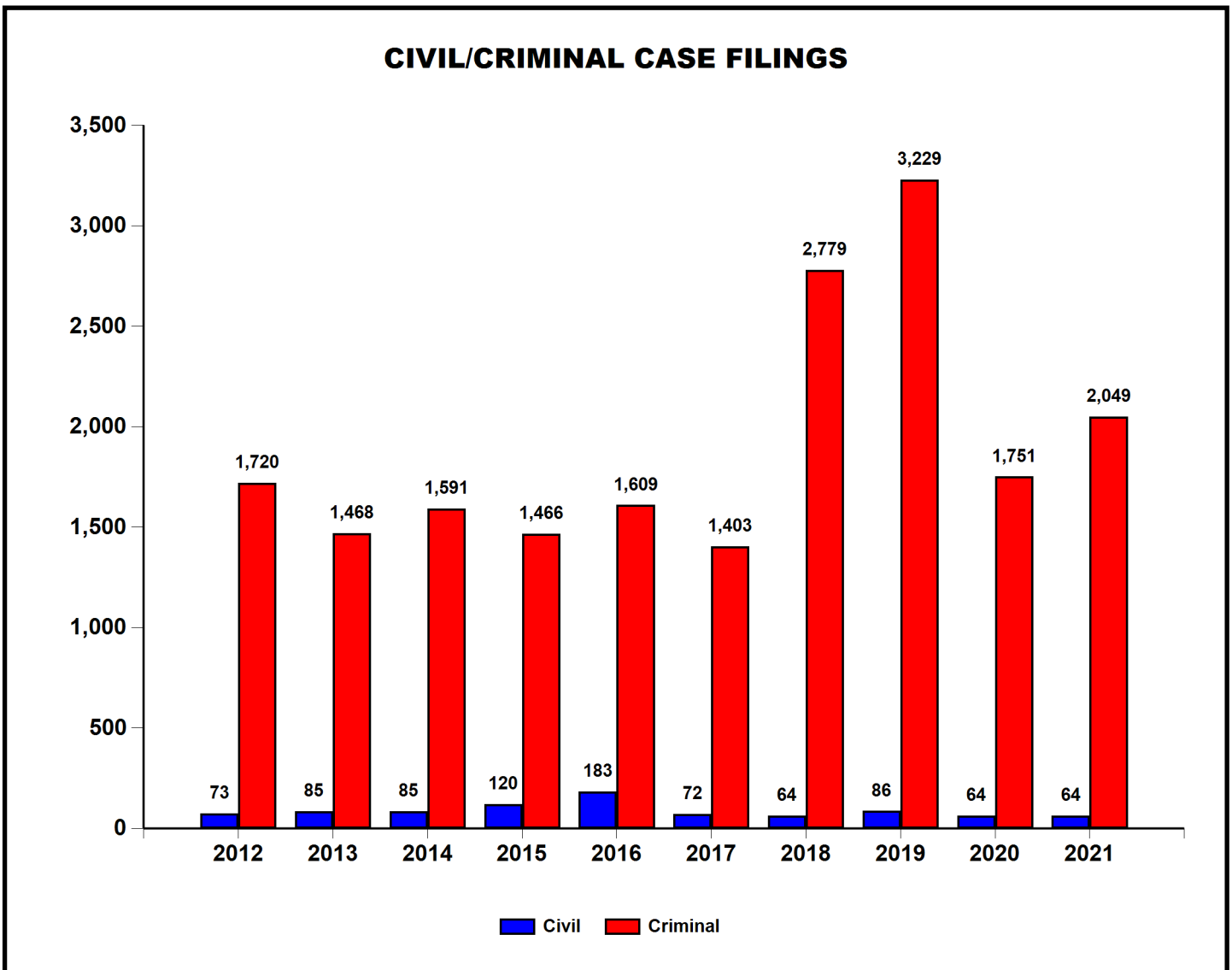
## CIVIL/CRIMINAL CASE FILINGS - AUSTIN TEN YEAR REPORT - CALENDAR YEAR 2021

|                 | 2012  | 2013  | 2014  | 2015  | 2016  | 2017  | 2018  | 2019  | 2020  | 2021  |
|-----------------|-------|-------|-------|-------|-------|-------|-------|-------|-------|-------|
| <b>Civil</b>    | 1,087 | 1,062 | 1,098 | 1,211 | 1,291 | 1,172 | 1,079 | 1,187 | 1,146 | 1,114 |
| <b>Criminal</b> | 416   | 480   | 315   | 300   | 293   | 368   | 340   | 253   | 231   | 181   |
| <b>Total</b>    | 1,503 | 1,542 | 1,413 | 1,511 | 1,584 | 1,540 | 1,419 | 1,440 | 1,377 | 1,295 |
| <b>+/-</b>      |       | 39    | -129  | 98    | 73    | -44   | -121  | 21    | -63   | -82   |
| <b>% Change</b> |       | 3%    | -8%   | 7%    | 5%    | -3%   | -8%   | 1%    | -4%   | -6%   |



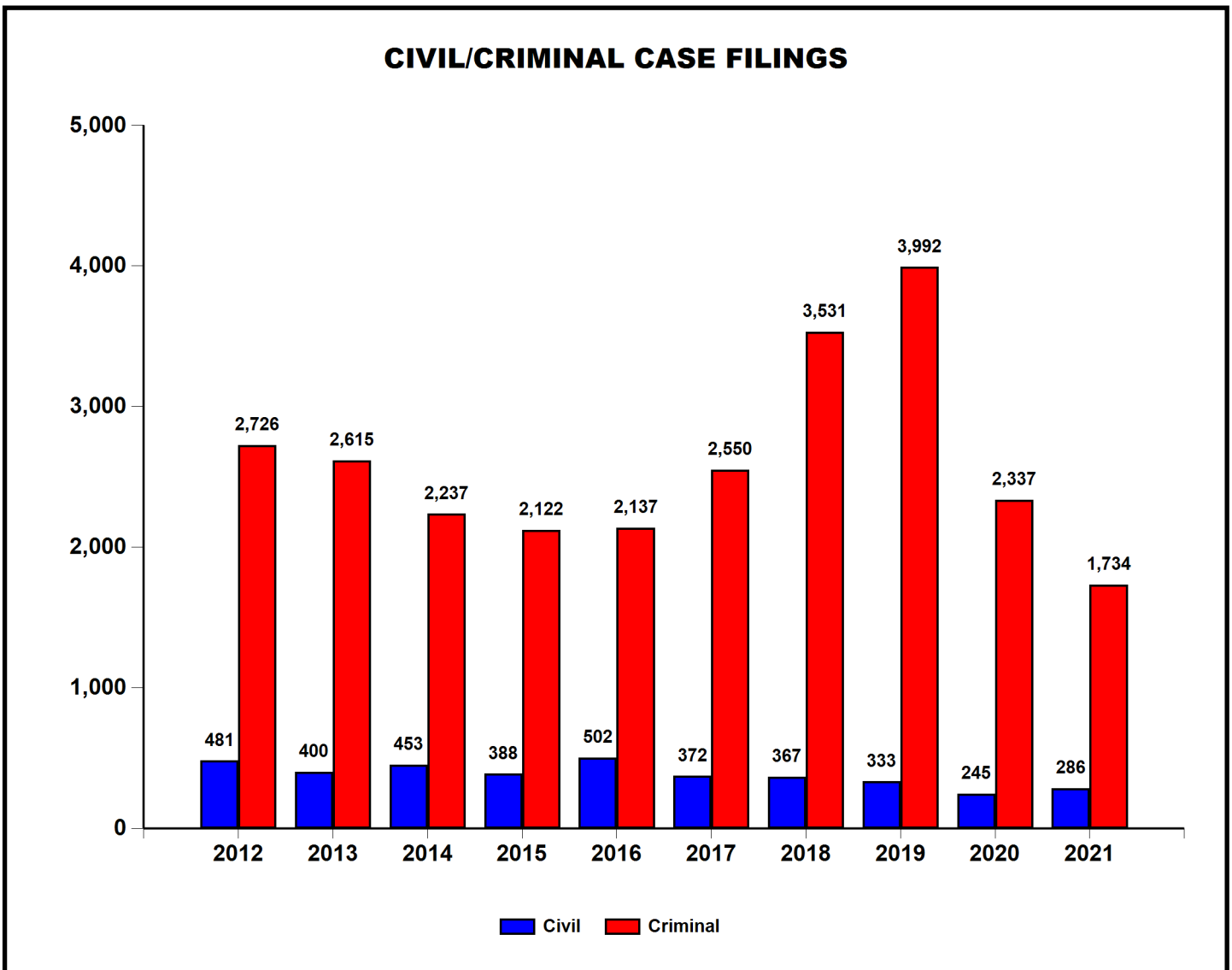
## CIVIL/CRIMINAL CASE FILINGS - DEL RIO TEN YEAR REPORT - CALENDAR YEAR 2021

|                 | 2012  | 2013  | 2014  | 2015  | 2016  | 2017  | 2018  | 2019  | 2020   | 2021  |
|-----------------|-------|-------|-------|-------|-------|-------|-------|-------|--------|-------|
| <b>Civil</b>    | 73    | 85    | 85    | 120   | 183   | 72    | 64    | 86    | 64     | 64    |
| <b>Criminal</b> | 1,720 | 1,468 | 1,591 | 1,466 | 1,609 | 1,403 | 2,779 | 3,229 | 1,751  | 2,049 |
| <b>Total</b>    | 1,793 | 1,553 | 1,676 | 1,586 | 1,792 | 1,475 | 2,843 | 3,315 | 1,815  | 2,113 |
| <b>+/-</b>      |       | -240  | 123   | -90   | 206   | -317  | 1,368 | 472   | -1,500 | 298   |
| <b>% Change</b> |       | -13%  | 8%    | -5%   | 13%   | -18%  | 93%   | 17%   | -45%   | 16%   |



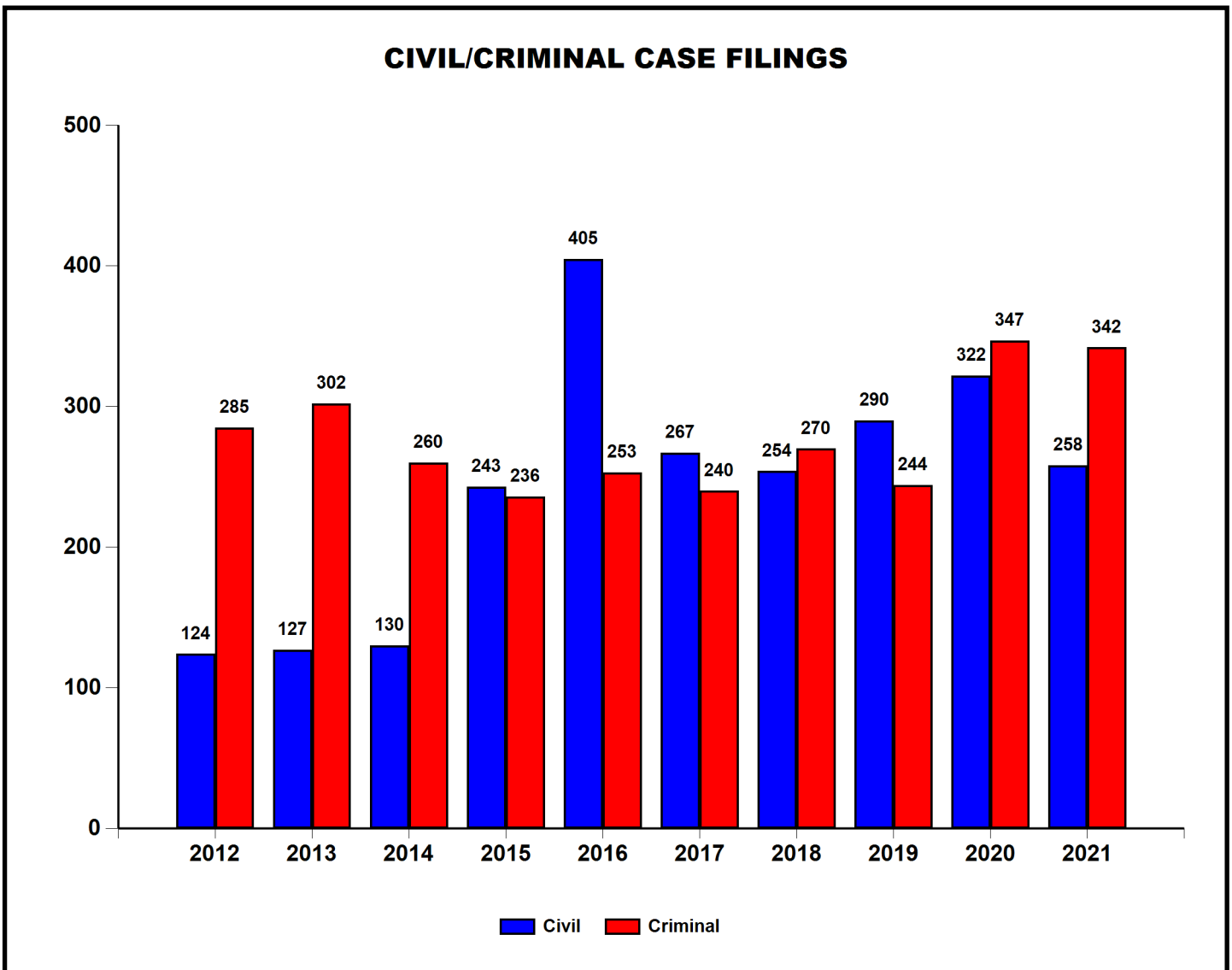
## CIVIL/CRIMINAL CASE FILINGS - EL PASO TEN YEAR REPORT - CALENDAR YEAR 2021

|                 | 2012  | 2013  | 2014  | 2015  | 2016  | 2017  | 2018  | 2019  | 2020   | 2021  |
|-----------------|-------|-------|-------|-------|-------|-------|-------|-------|--------|-------|
| <b>Civil</b>    | 481   | 400   | 453   | 388   | 502   | 372   | 367   | 333   | 245    | 286   |
| <b>Criminal</b> | 2,726 | 2,615 | 2,237 | 2,122 | 2,137 | 2,550 | 3,531 | 3,992 | 2,337  | 1,734 |
| <b>Total</b>    | 3,207 | 3,015 | 2,690 | 2,510 | 2,639 | 2,922 | 3,898 | 4,325 | 2,582  | 2,020 |
| <b>+/-</b>      |       | -192  | -325  | -180  | 129   | 283   | 976   | 427   | -1,743 | -562  |
| <b>% Change</b> |       | -6%   | -11%  | -7%   | 5%    | 11%   | 33%   | 11%   | -40%   | -22%  |



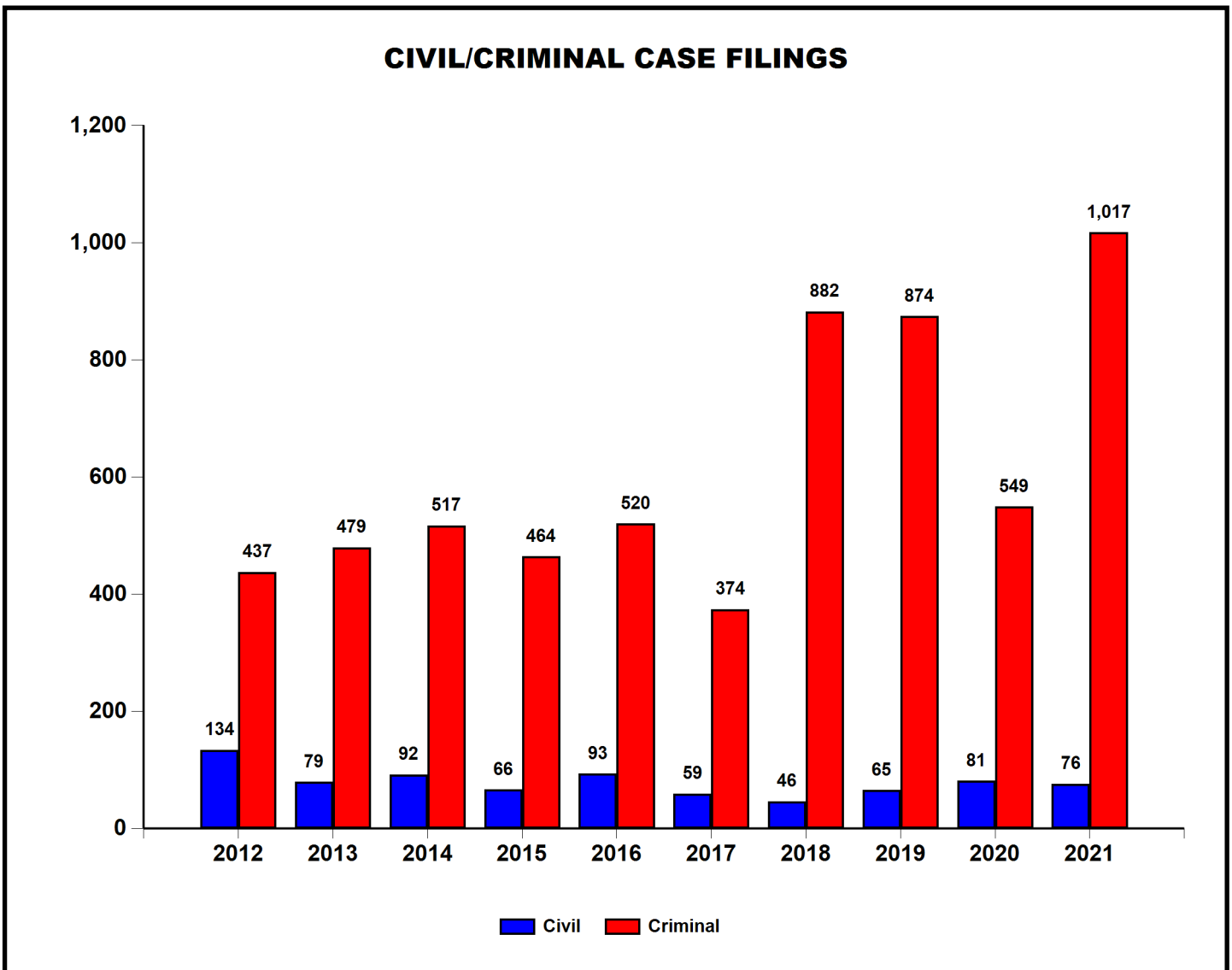
## CIVIL/CRIMINAL CASE FILINGS - MIDLAND TEN YEAR REPORT - CALENDAR YEAR 2021

|                 | 2012 | 2013 | 2014 | 2015 | 2016 | 2017 | 2018 | 2019 | 2020 | 2021 |
|-----------------|------|------|------|------|------|------|------|------|------|------|
| <b>Civil</b>    | 124  | 127  | 130  | 243  | 405  | 267  | 254  | 290  | 322  | 258  |
| <b>Criminal</b> | 285  | 302  | 260  | 236  | 253  | 240  | 270  | 244  | 347  | 342  |
| <b>Total</b>    | 409  | 429  | 390  | 479  | 658  | 507  | 524  | 534  | 669  | 600  |
| <b>+/-</b>      |      | 20   | -39  | 89   | 179  | -151 | 17   | 10   | 135  | -69  |
| <b>% Change</b> |      | 5%   | -9%  | 23%  | 37%  | -23% | 3%   | 2%   | 25%  | -10% |



## CIVIL/CRIMINAL CASE FILINGS - PECOS TEN YEAR REPORT - CALENDAR YEAR 2021

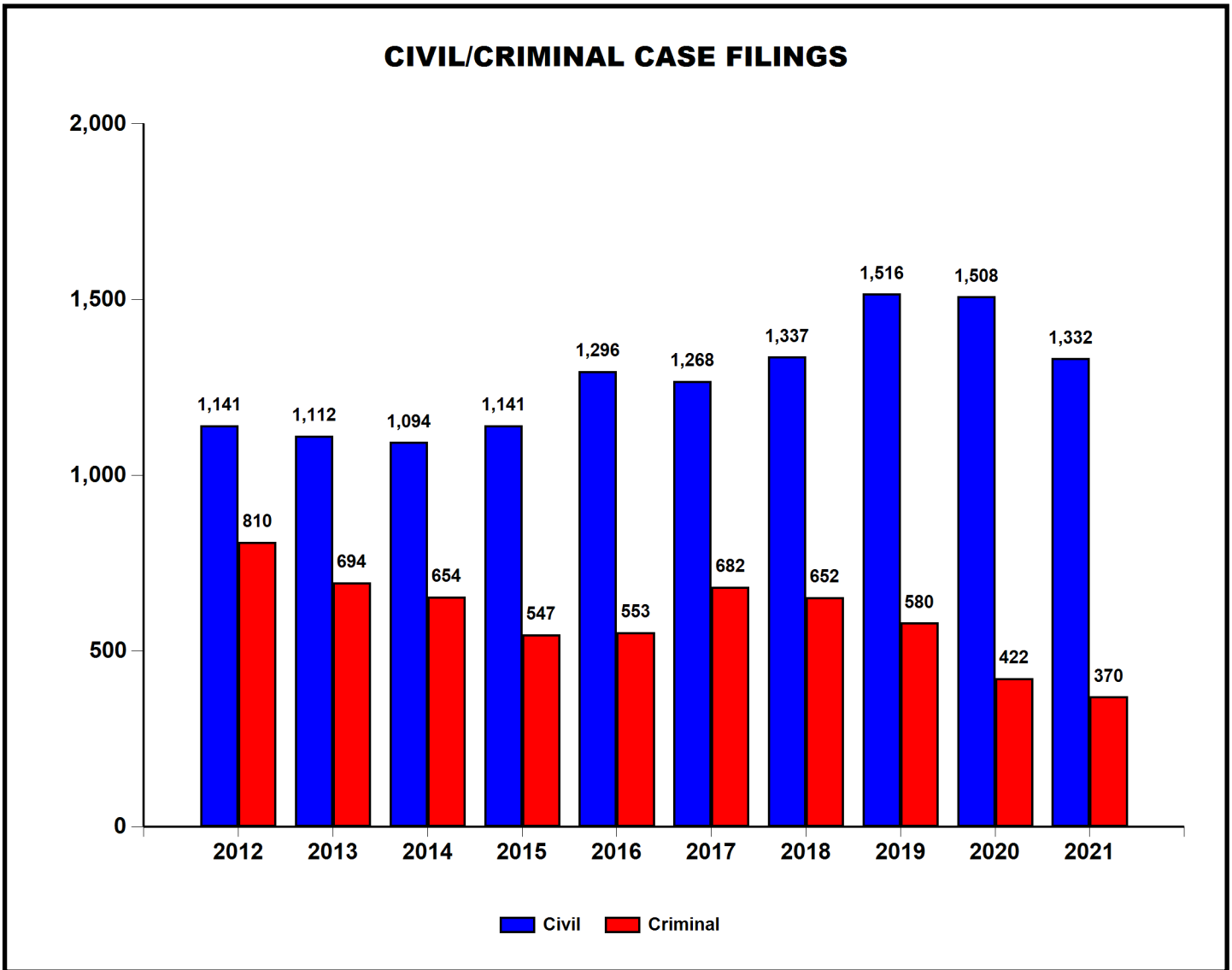
|                 | 2012 | 2013 | 2014 | 2015 | 2016 | 2017 | 2018 | 2019 | 2020 | 2021  |
|-----------------|------|------|------|------|------|------|------|------|------|-------|
| <b>Civil</b>    | 134  | 79   | 92   | 66   | 93   | 59   | 46   | 65   | 81   | 76    |
| <b>Criminal</b> | 437  | 479  | 517  | 464  | 520  | 374  | 882  | 874  | 549  | 1,017 |
| <b>Total</b>    | 571  | 558  | 609  | 530  | 613  | 433  | 928  | 939  | 630  | 1,093 |
| <b>+/-</b>      |      | -13  | 51   | -79  | 83   | -180 | 495  | 11   | -309 | 463   |
| <b>% Change</b> |      | -2%  | 9%   | -13% | 16%  | -29% | 114% | 1%   | -33% | 73%   |





## CIVIL/CRIMINAL CASE FILINGS - SAN ANTONIO TEN YEAR REPORT - CALENDAR YEAR 2021

|                 | 2012  | 2013  | 2014  | 2015  | 2016  | 2017  | 2018  | 2019  | 2020  | 2021  |
|-----------------|-------|-------|-------|-------|-------|-------|-------|-------|-------|-------|
| <b>Civil</b>    | 1,141 | 1,112 | 1,094 | 1,141 | 1,296 | 1,268 | 1,337 | 1,516 | 1,508 | 1,332 |
| <b>Criminal</b> | 810   | 694   | 654   | 547   | 553   | 682   | 652   | 580   | 422   | 370   |
| <b>Total</b>    | 1,951 | 1,806 | 1,748 | 1,688 | 1,849 | 1,950 | 1,989 | 2,096 | 1,930 | 1,702 |
| <b>+/-</b>      |       | -145  | -58   | -60   | 161   | 101   | 39    | 107   | -166  | -228  |
| <b>% Change</b> |       | -7%   | -3%   | -3%   | 10%   | 5%    | 2%    | 5%    | -8%   | -12%  |



## CIVIL/CRIMINAL CASE FILINGS - WACO TEN YEAR REPORT - CALENDAR YEAR 2021

|                 | 2012 | 2013 | 2014 | 2015 | 2016 | 2017 | 2018 | 2019 | 2020  | 2021  |
|-----------------|------|------|------|------|------|------|------|------|-------|-------|
| <b>Civil</b>    | 335  | 396  | 481  | 377  | 479  | 359  | 360  | 709  | 1,154 | 1,345 |
| <b>Criminal</b> | 250  | 221  | 196  | 168  | 176  | 214  | 273  | 280  | 162   | 177   |
| <b>Total</b>    | 585  | 617  | 677  | 545  | 655  | 573  | 633  | 989  | 1,316 | 1,522 |
| <b>+/-</b>      |      | 32   | 60   | -132 | 110  | -82  | 60   | 356  | 327   | 206   |
| <b>% Change</b> |      | 5%   | 10%  | -19% | 20%  | -13% | 10%  | 56%  | 33%   | 16%   |

