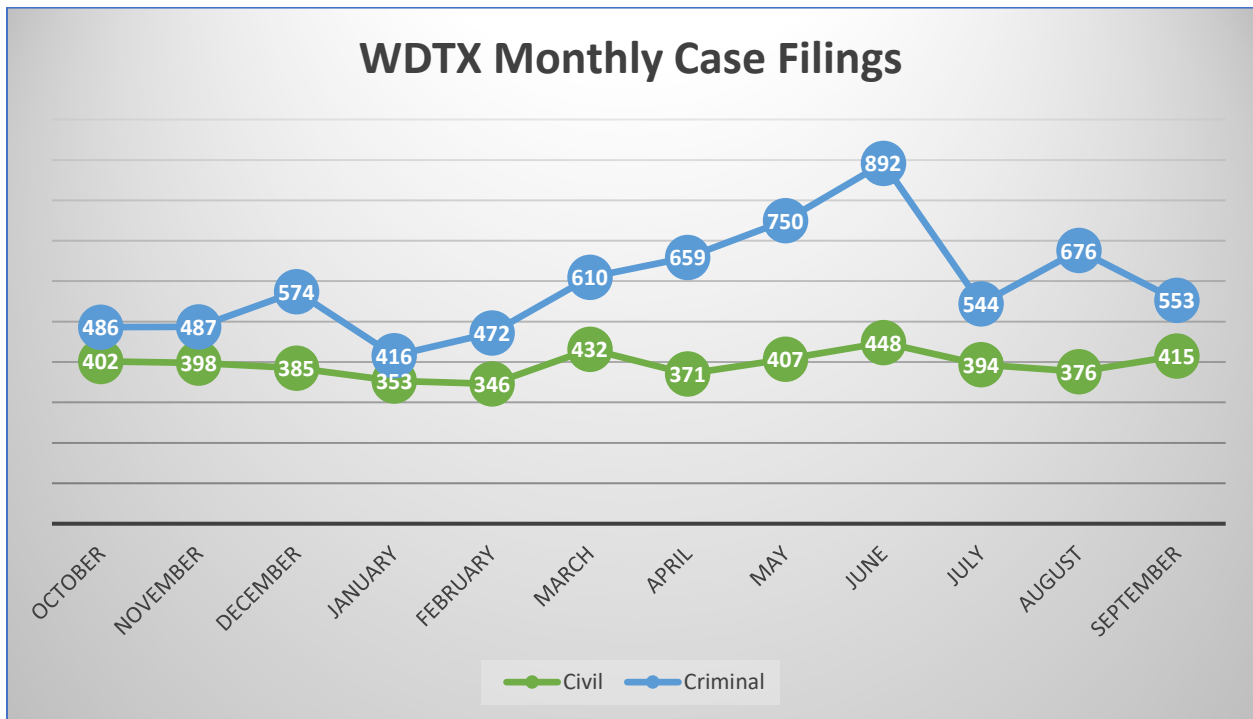


United States District Court
Western District of Texas
2022

Fiscal Year Statistical Report



Honorable Orlando L. Garcia
Chief United States District Judge



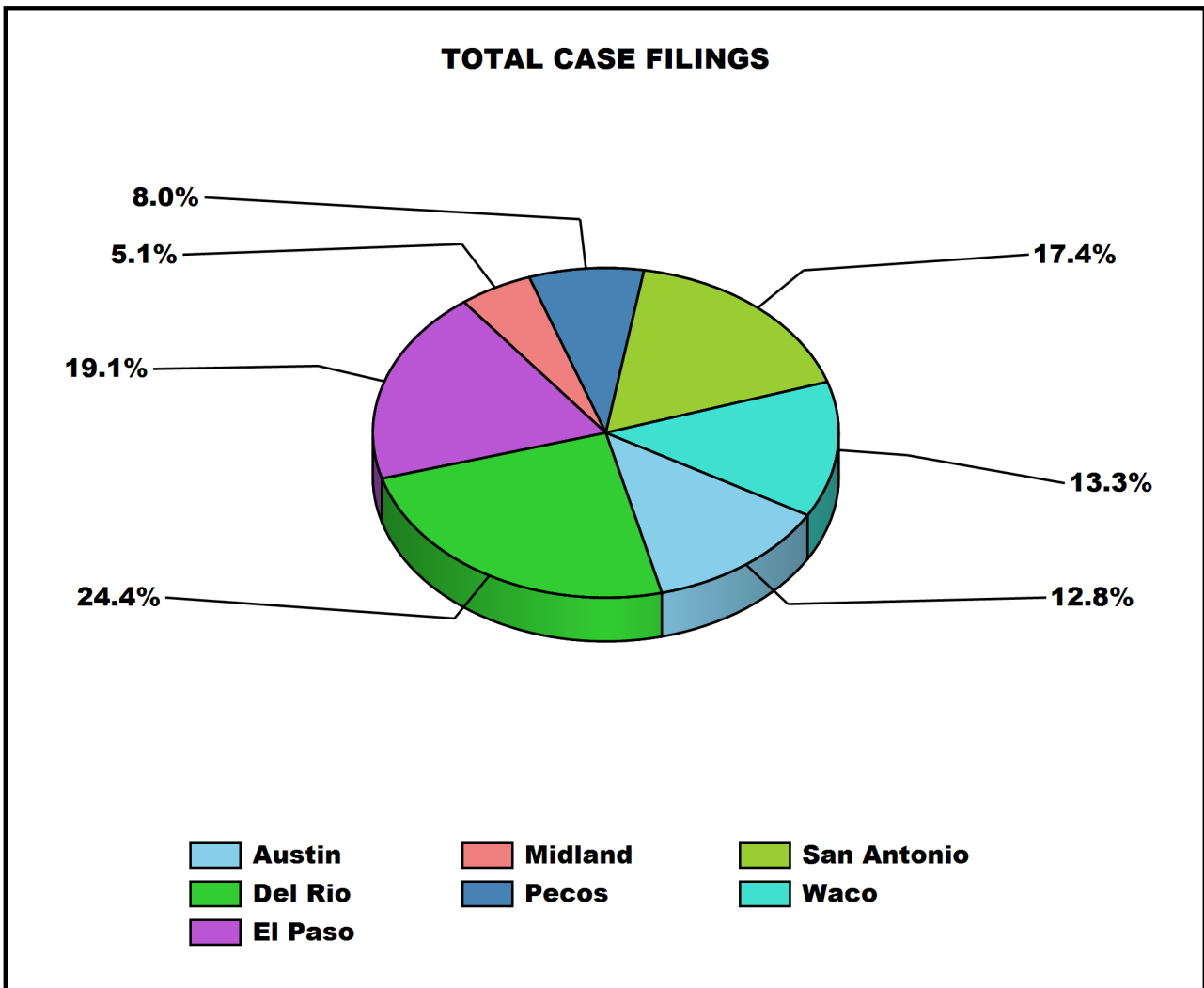
Fiscal Year 2022 District Court Statistics

Reports by Division

Total Case Filings – Pie Chart	1
Civil Cases Filed – Pie Chart	2
Criminal Cases Filed – Pie Chart.....	3
Criminal Defendants Filed – Pie Chart.....	4
Total Case Filings – 10 Year Report.....	5
Civil Cases Filed – 10 Year Report.....	6
Criminal Cases Filed – 10 Year Report	7
Criminal Defendants Filed – 10 Year Report	8

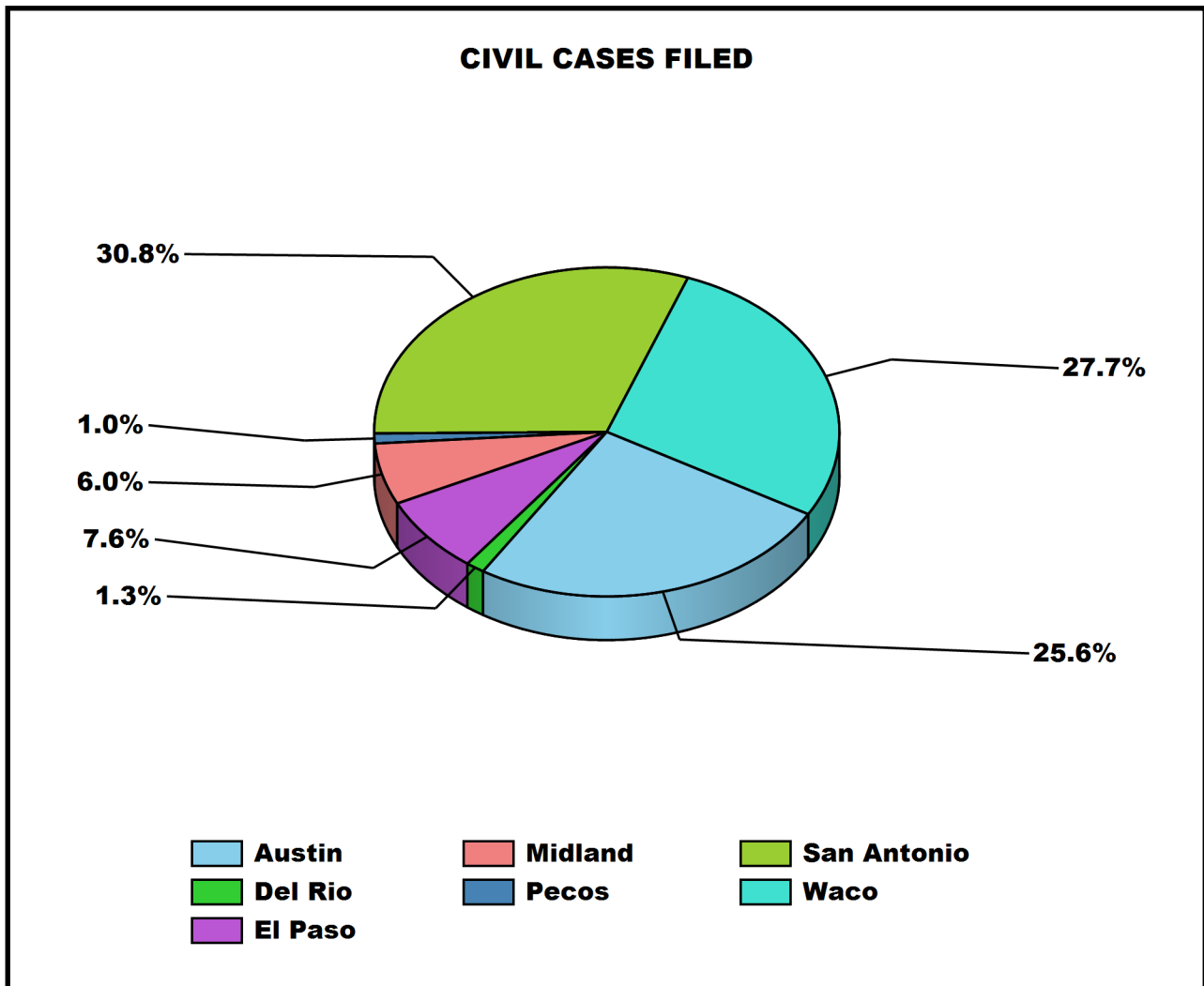
TOTAL CASE FILINGS FISCAL YEAR 2022

	CIVIL	CRIMINAL	TOTAL
Austin	1,222	204	1,426
Del Rio	62	2,655	2,717
El Paso	364	1,759	2,123
Midland	288	278	566
Pecos	47	840	887
San Antonio	1,472	463	1,935
Waco	1,321	165	1,486
TOTAL	4,776	6,364	11,140



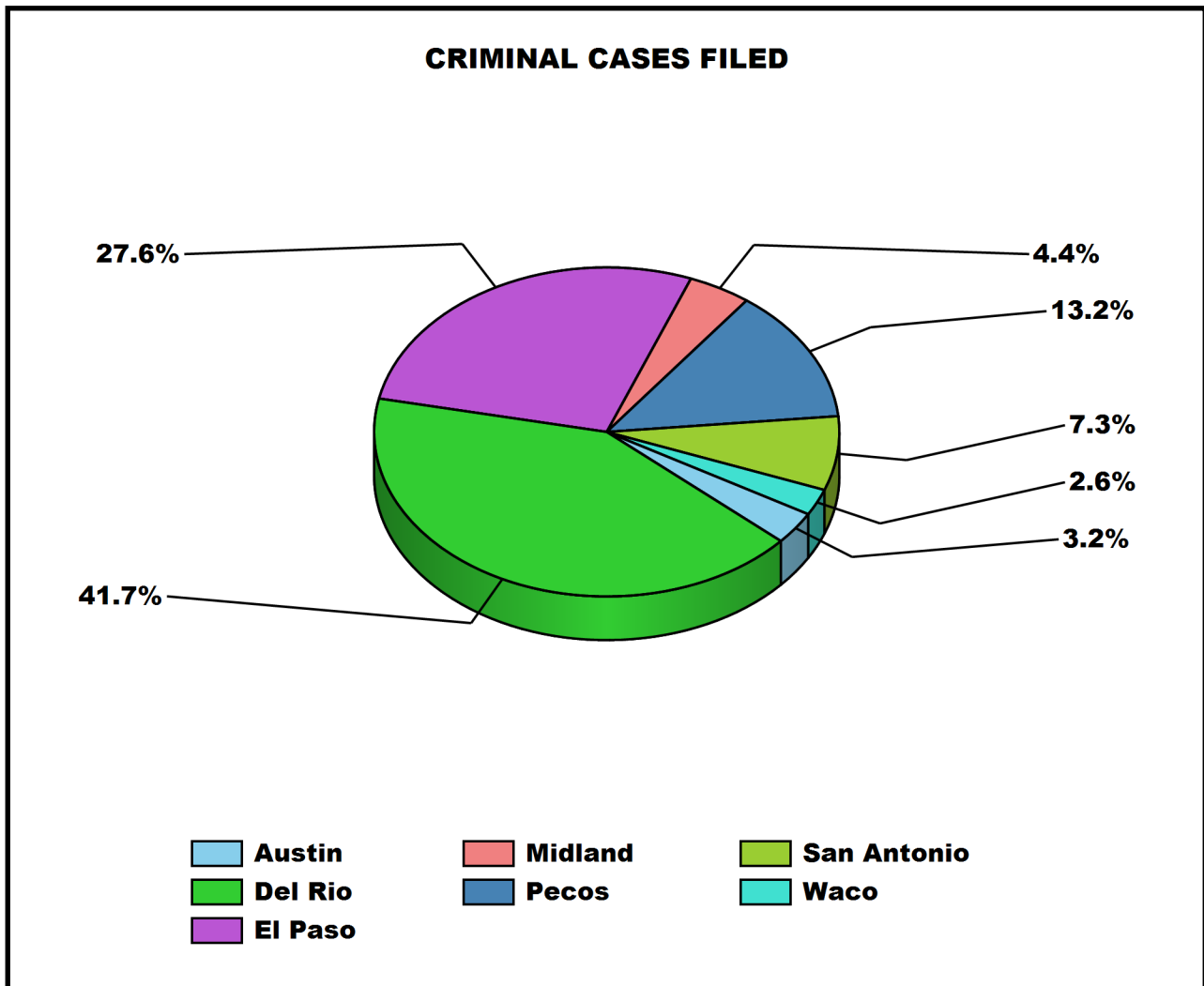
CIVIL CASES FILED FISCAL YEAR 2022

Austin	1,222
Del Rio	62
El Paso	364
Midland	288
Pecos	47
San Antonio	1,472
Waco	1,321
TOTAL	4,776



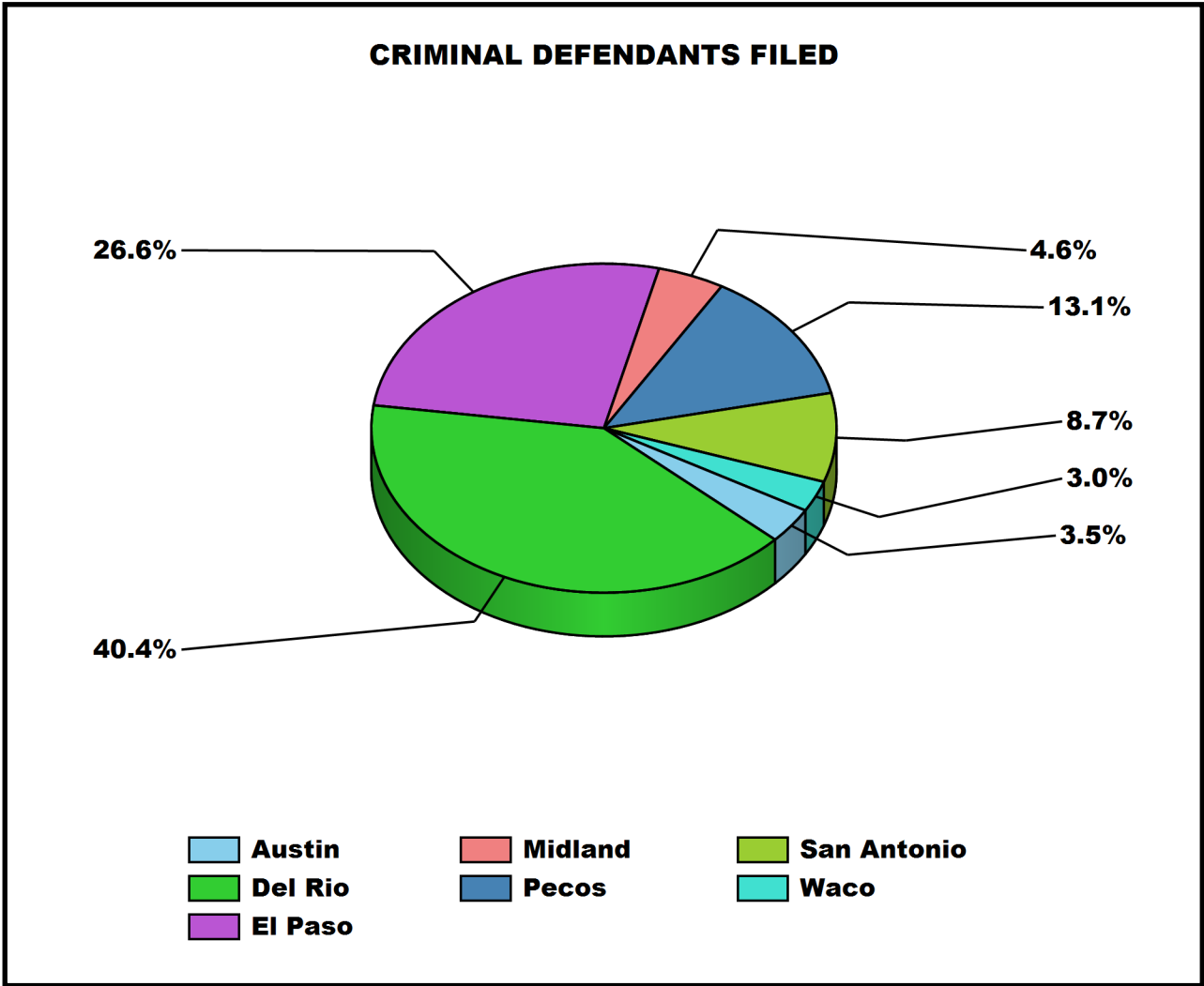
CRIMINAL CASES FILED FISCAL YEAR 2022

Austin	204
Del Rio	2,655
El Paso	1,759
Midland	278
Pecos	840
San Antonio	463
Waco	165
TOTAL	6,364



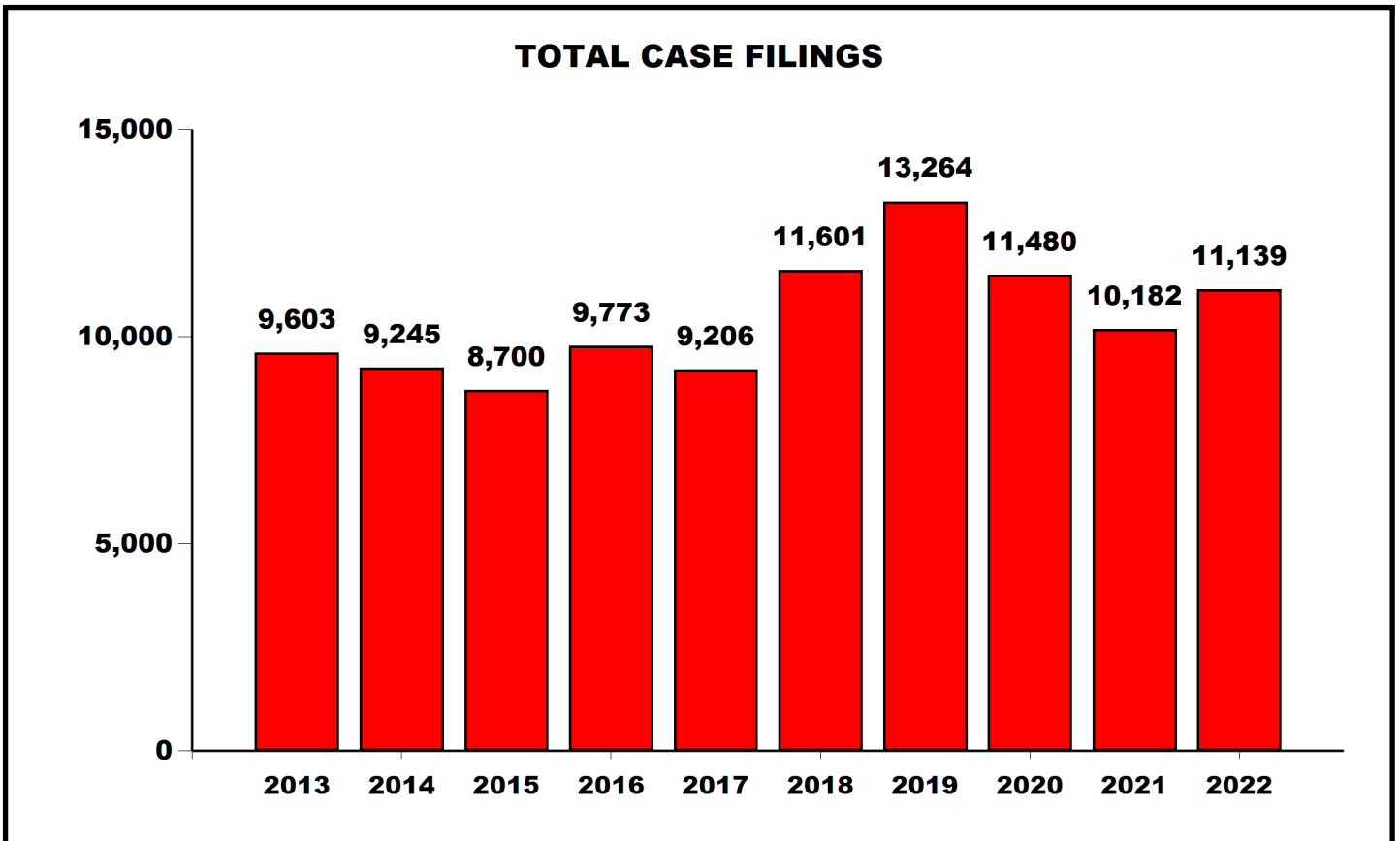
**CRIMINAL DEFENDANTS FILED
FISCAL YEAR 2022**

Austin	250
Del Rio	2,877
El Paso	1,894
Midland	330
Pecos	934
San Antonio	622
Waco	217
TOTAL	7,124



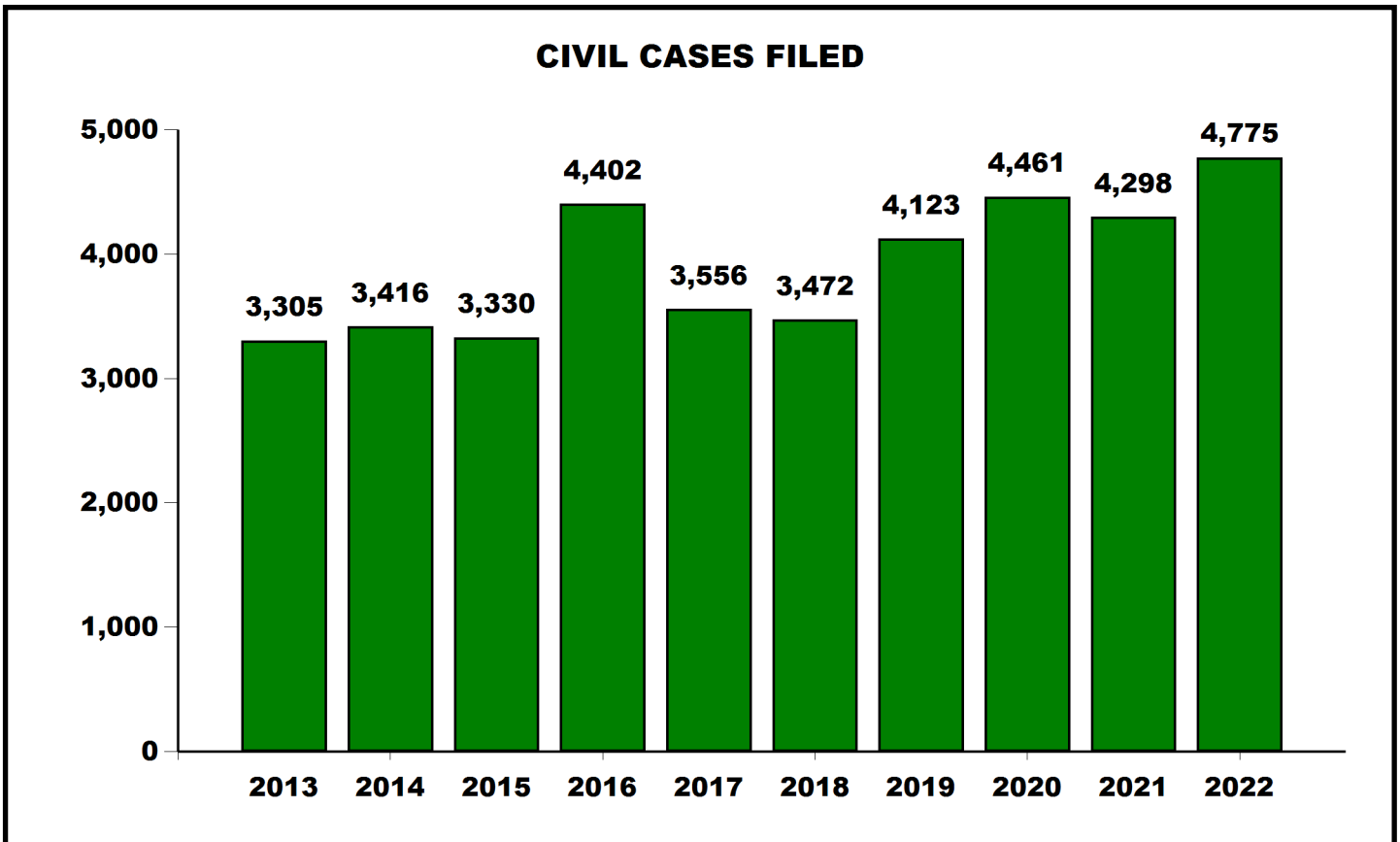
TOTAL CASE FILINGS TEN YEAR REPORT - FISCAL YEAR 2022

DIVISION	2013	2014	2015	2016	2017	2018	2019	2020	2021	2022
Austin	1,583	1,423	1,374	1,718	1,493	1,427	1,421	1,441	1,263	1,426
Del Rio	1,593	1,617	1,588	1,741	1,491	2,420	3,134	2,404	1,951	2,717
El Paso	2,981	2,780	2,511	2,609	2,737	3,836	4,183	3,124	2,166	2,123
Midland	430	397	434	684	499	505	547	644	592	566
Pecos	538	629	520	590	466	798	971	707	1,052	887
San Antonio	1,864	1,730	1,709	1,786	1,957	1,978	2,097	1,960	1,698	1,935
Waco	614	669	564	645	563	637	911	1,200	1,460	1,485
Total	9,603	9,245	8,700	9,773	9,206	11,601	13,264	11,480	10,182	11,139
+/-		-358	-545	1,073	-567	2,395	1,663	-1,784	-1,298	957
% Change		-4%	-6%	12%	-6%	26%	14%	-13%	-11%	9%



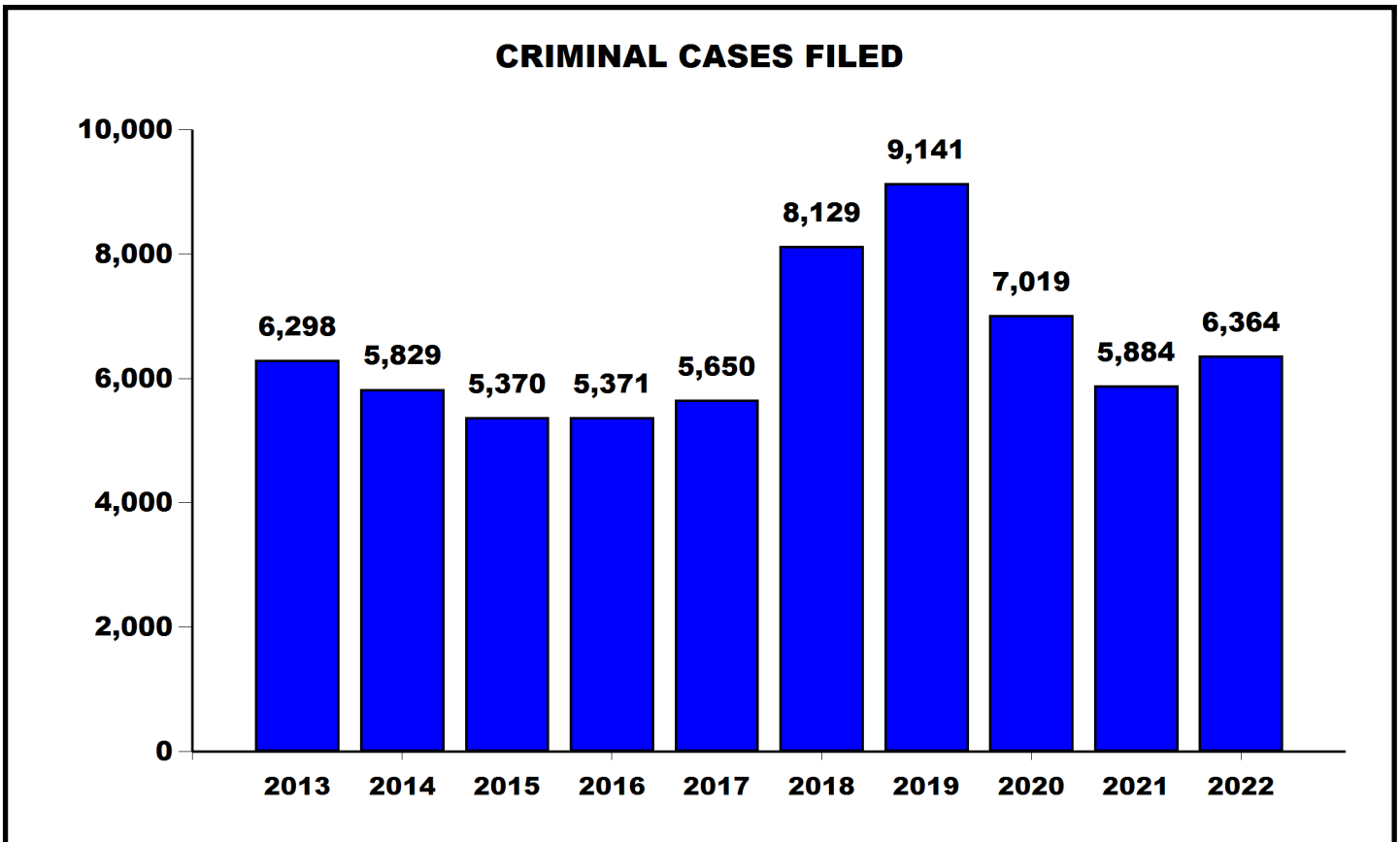
CIVIL CASES FILED TEN YEAR REPORT - FISCAL YEAR 2022

DIVISION	2013	2014	2015	2016	2017	2018	2019	2020	2021	2022
Austin	1,090	1,093	1,075	1,445	1,118	1,051	1,213	1,172	1,069	1,222
Del Rio	80	81	132	168	87	73	63	81	58	62
El Paso	403	457	378	527	378	342	360	269	274	364
Midland	126	124	192	427	263	255	291	321	250	288
Pecos	86	90	72	91	60	54	57	87	75	47
San Antonio	1,132	1,092	1,109	1,262	1,295	1,326	1,507	1,501	1,302	1,472
Waco	388	479	372	482	355	371	632	1,030	1,270	1,320
Total	3,305	3,416	3,330	4,402	3,556	3,472	4,123	4,461	4,298	4,775
+/-		111	-86	1,072	-846	-84	651	338	-163	477
% Change		3%	-3%	32%	-19%	-2%	19%	8%	-4%	11%



CRIMINAL CASES FILED TEN YEAR REPORT - FISCAL YEAR 2022

DIVISION	2013	2014	2015	2016	2017	2018	2019	2020	2021	2022
Austin	493	330	299	273	375	376	208	269	194	204
Del Rio	1,513	1,536	1,456	1,573	1,404	2,347	3,071	2,323	1,893	2,655
El Paso	2,578	2,323	2,133	2,082	2,359	3,494	3,823	2,855	1,892	1,759
Midland	304	273	242	257	236	250	256	323	342	278
Pecos	452	539	448	499	406	744	914	620	977	840
San Antonio	732	638	600	524	662	652	590	459	396	463
Waco	226	190	192	163	208	266	279	170	190	165
Total	6,298	5,829	5,370	5,371	5,650	8,129	9,141	7,019	5,884	6,364
+/-		-469	-459	1	279	2,479	1,012	-2,122	-1,135	480
% Change		-7%	-8%	0%	5%	44%	12%	-23%	-16%	8%



CRIMINAL DEFENDANTS FILED TEN YEAR REPORT - FISCAL YEAR 2022

DIVISION	2013	2014	2015	2016	2017	2018	2019	2020	2021	2022
Austin	644	384	405	341	449	484	325	347	299	250
Del Rio	1,597	1,656	1,615	1,743	1,518	2,455	3,233	2,541	2,208	2,877
El Paso	2,834	2,526	2,390	2,337	2,544	3,741	4,044	3,052	2,055	1,894
Midland	413	399	351	400	295	330	325	386	397	330
Pecos	595	654	612	702	606	924	1,090	740	1,111	934
San Antonio	982	808	793	690	940	809	753	615	647	622
Waco	285	260	224	219	244	351	332	221	228	217
Total	7,350	6,687	6,390	6,432	6,596	9,094	10,102	7,902	6,945	7,124
+/-		-663	-297	42	164	2,498	1,008	-2,200	-957	179
% Change		-9%	-4%	1%	3%	38%	11%	-22%	-12%	3%

