



October 2013

FISCAL  
YEAR  
2013  
STATISTICS

UNITED STATES DISTRICT COURT  
WESTERN DISTRICT OF TEXAS

Honorable Fred Biery, Chief United States District Judge

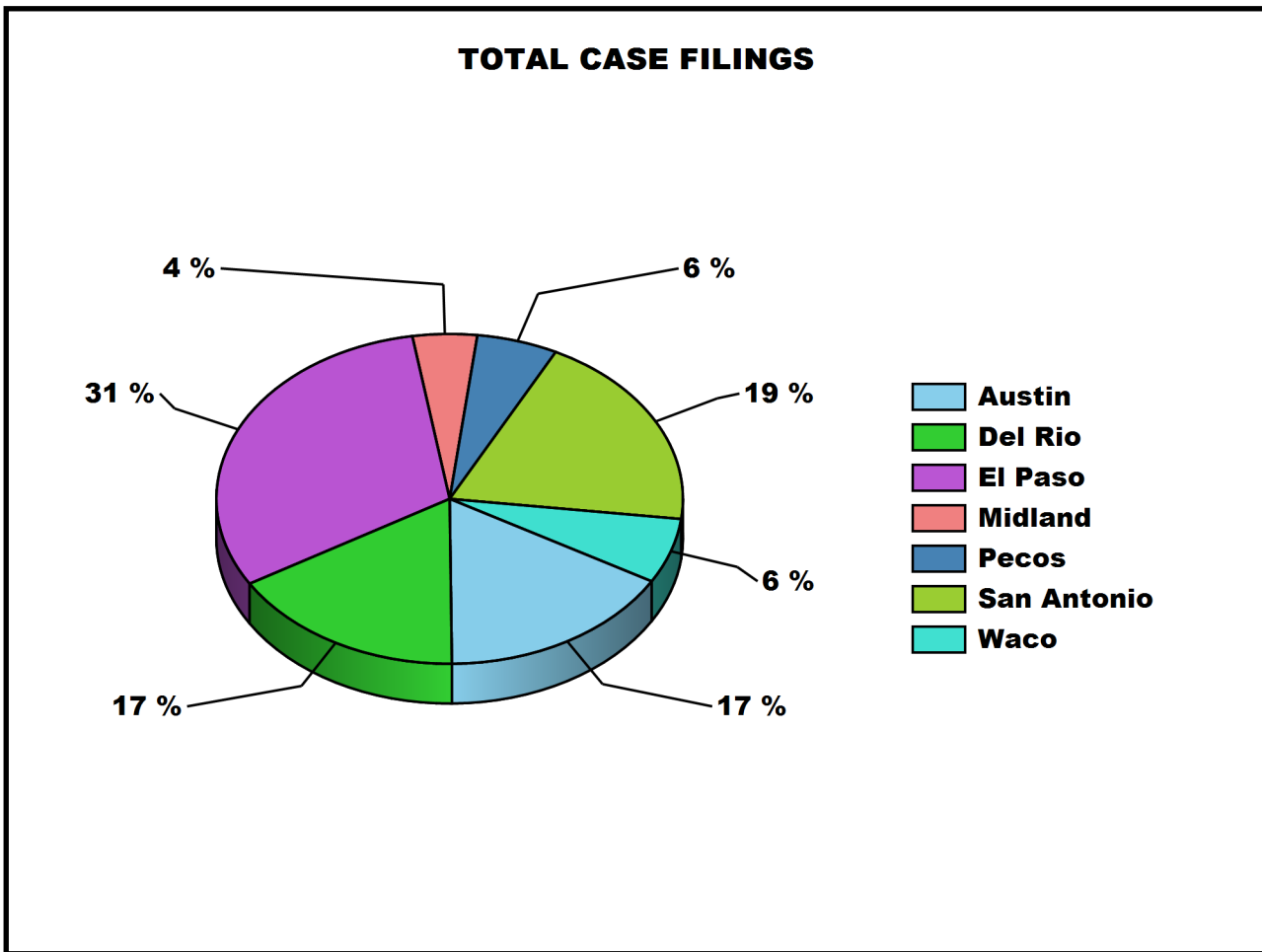
**United States District Court  
for the  
Western District of Texas**

**Fiscal Year 2013 Statistics**

Total Case Filings – Pie Chart .....	1
Civil Cases Filed – Pie Chart .....	2
Criminal Cases Filed – Pie Chart .....	3
Criminal Defendants Filed – Pie Chart .....	4
Total Case Filings – 10 Year Report .....	5
Civil Cases Filed – 10 Year Report .....	6
Criminal Cases Filed – 10 Year Report .....	7
Criminal Defendants Filed – 10 Year Report .....	8

## TOTAL CASE FILINGS FISCAL YEAR 2013

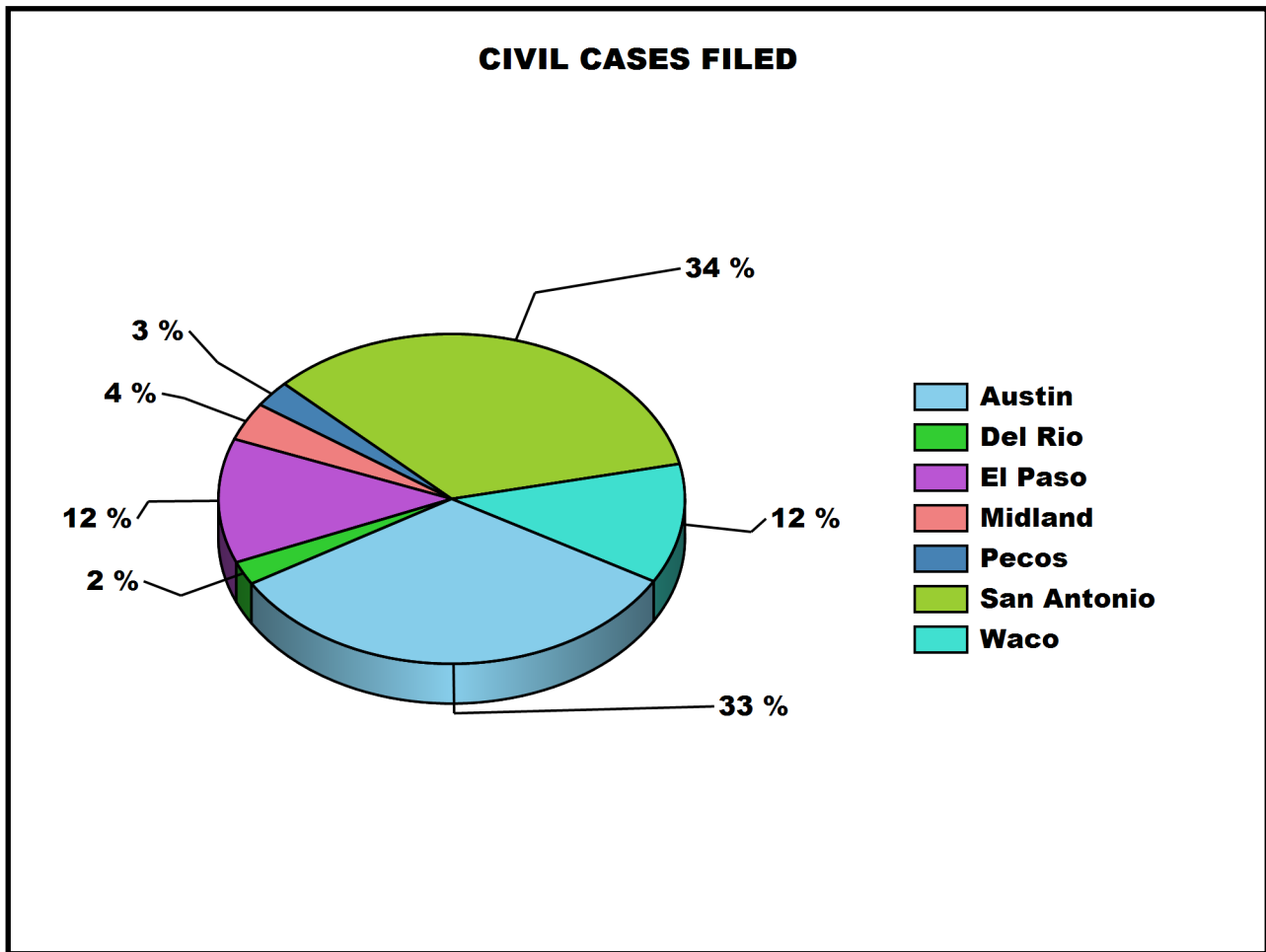
	CIVIL	CRIMINAL	TOTAL
<b>Austin</b>	<b>1,090</b>	<b>493</b>	<b>1,583</b>
<b>Del Rio</b>	<b>76</b>	<b>1,511</b>	<b>1,587</b>
<b>El Paso</b>	<b>402</b>	<b>2,573</b>	<b>2,975</b>
<b>Midland</b>	<b>124</b>	<b>304</b>	<b>428</b>
<b>Pecos</b>	<b>86</b>	<b>452</b>	<b>538</b>
<b>San Antonio</b>	<b>1,131</b>	<b>732</b>	<b>1,863</b>
<b>Waco</b>	<b>387</b>	<b>225</b>	<b>612</b>
<b>TOTAL</b>	<b>3,296</b>	<b>6,290</b>	<b>9,586</b>



# CIVIL CASES FILED

## FISCAL YEAR 2013

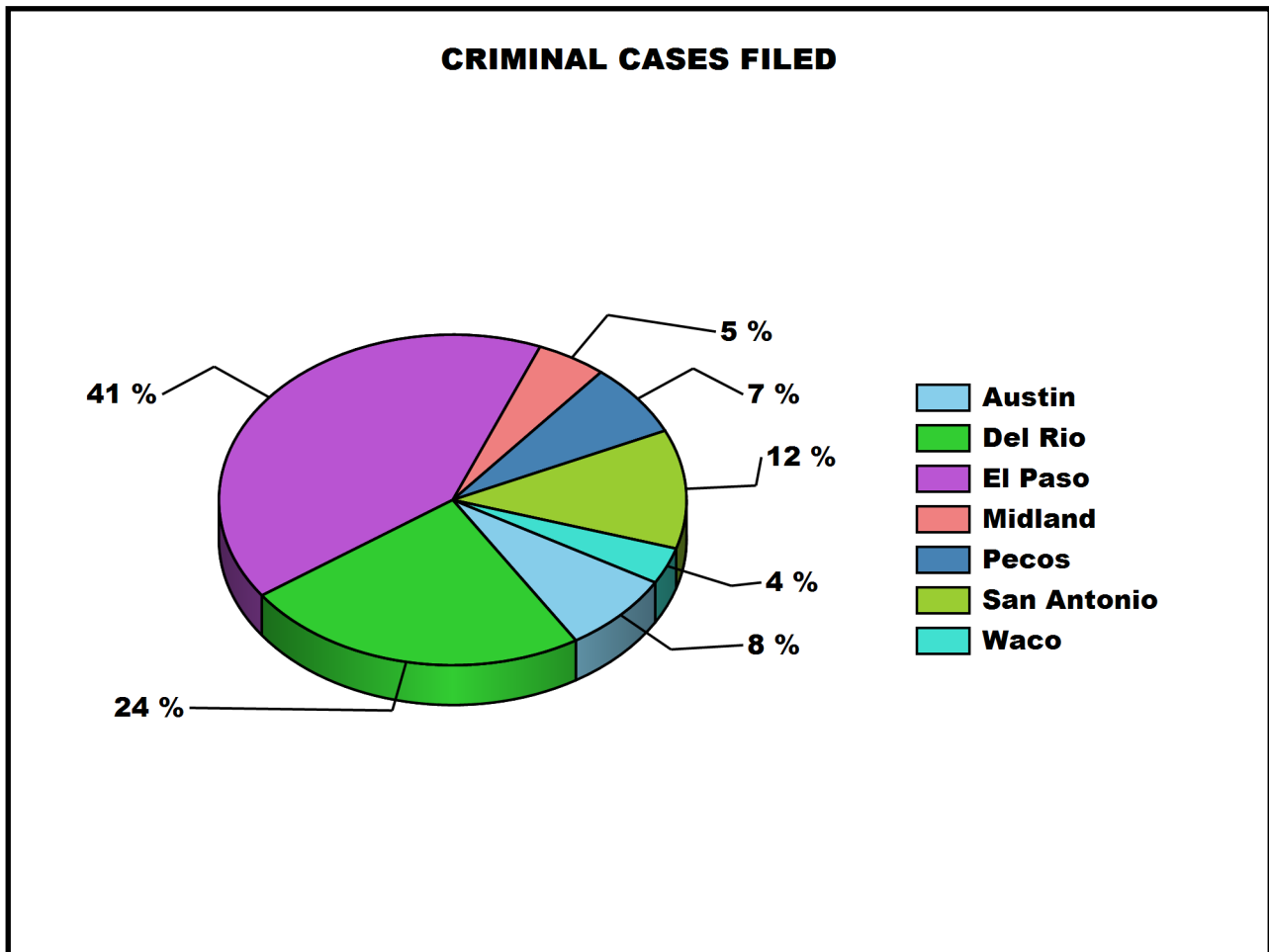
<b>Austin</b>	<b>1,090</b>
<b>Del Rio</b>	<b>76</b>
<b>El Paso</b>	<b>402</b>
<b>Midland</b>	<b>124</b>
<b>Pecos</b>	<b>86</b>
<b>San Antonio</b>	<b>1,131</b>
<b>Waco</b>	<b>387</b>
<b>TOTAL</b>	<b>3,296</b>



# CRIMINAL CASES FILED

## FISCAL YEAR 2013

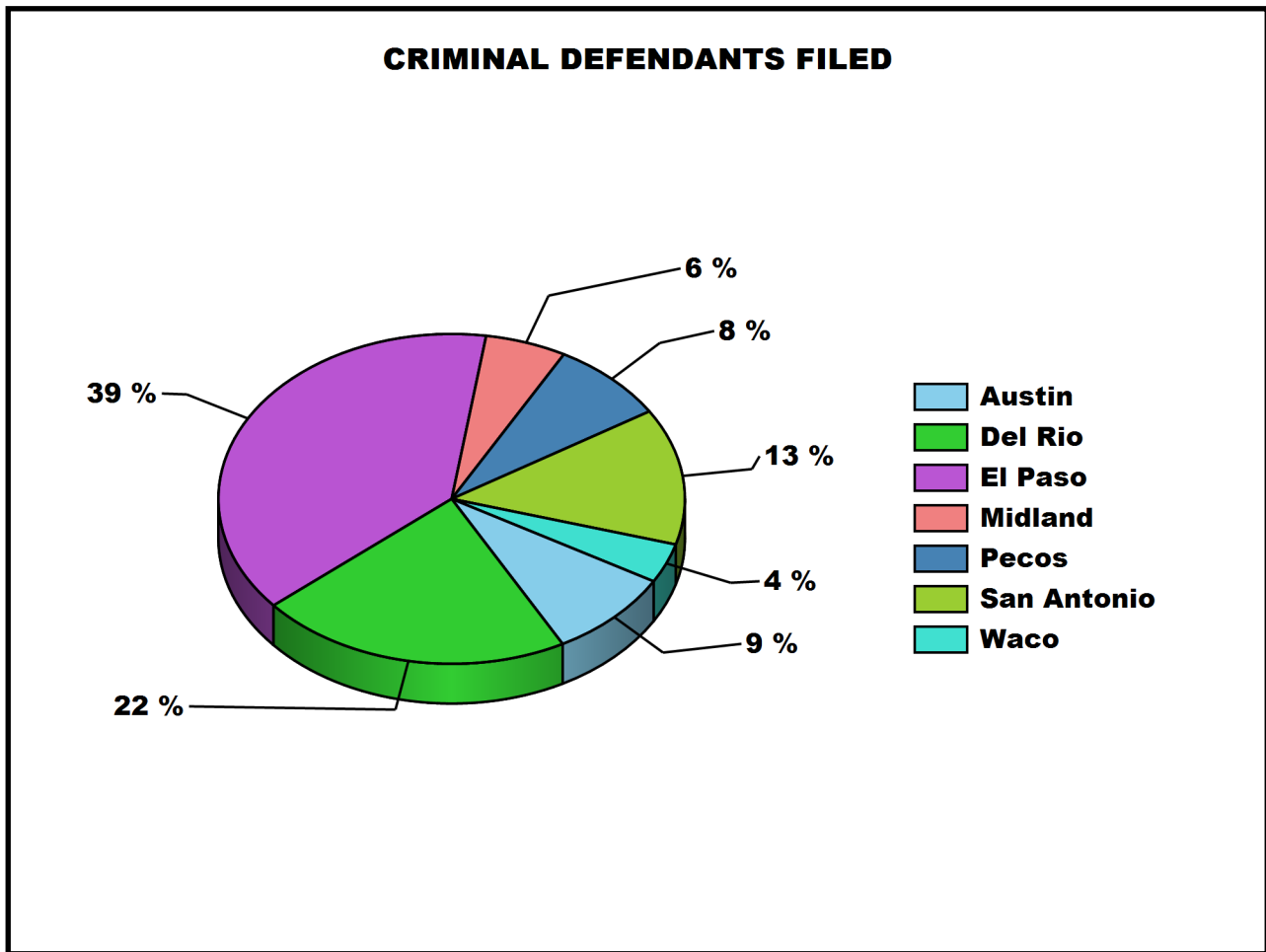
<b>Austin</b>	<b>493</b>
<b>Del Rio</b>	<b>1,511</b>
<b>El Paso</b>	<b>2,573</b>
<b>Midland</b>	<b>304</b>
<b>Pecos</b>	<b>452</b>
<b>San Antonio</b>	<b>732</b>
<b>Waco</b>	<b>225</b>
<b>TOTAL</b>	<b>6,290</b>



# CRIMINAL DEFENDANTS FILED FISCAL YEAR 2013

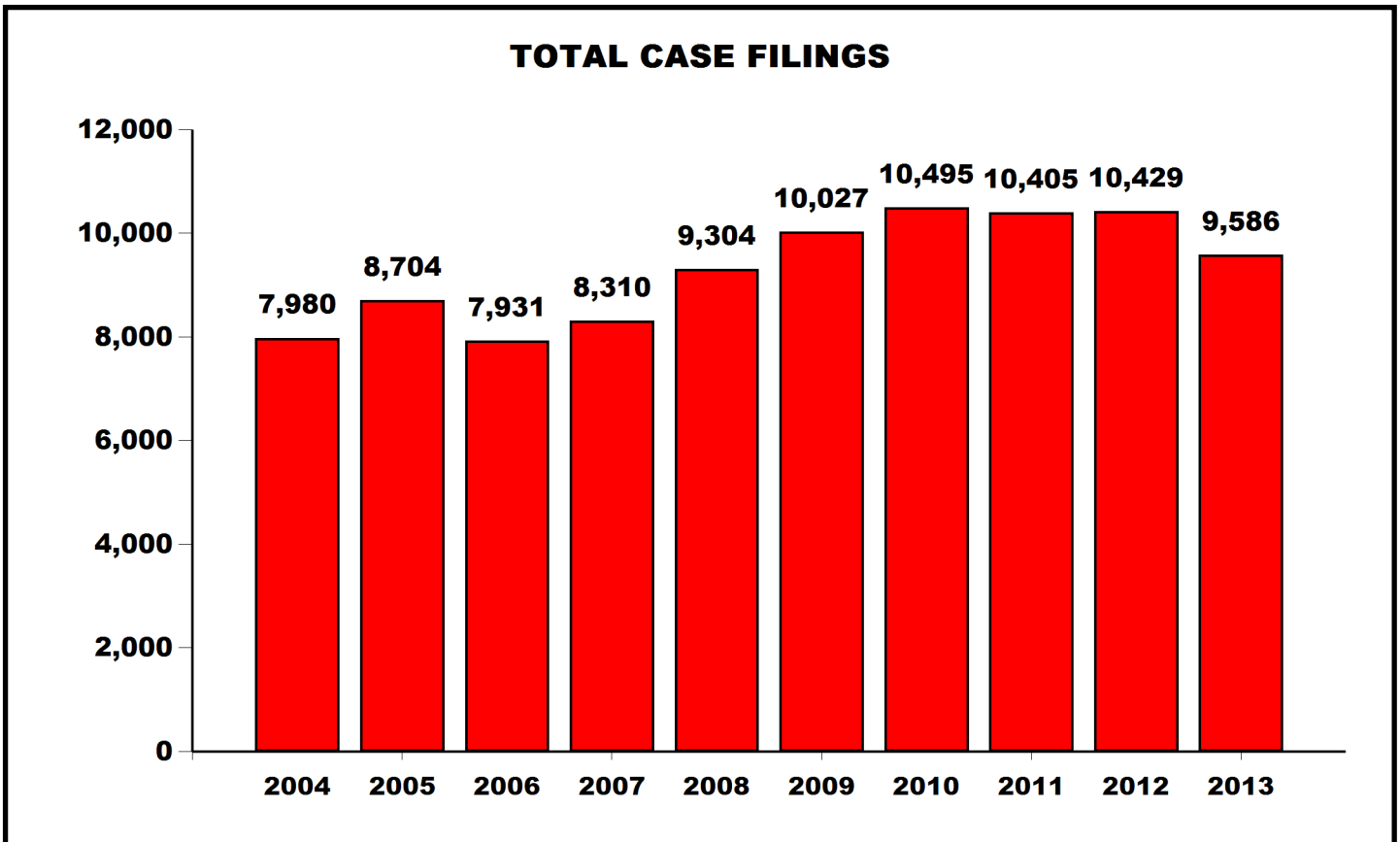
---

<b>Austin</b>	<b>644</b>
<b>Del Rio</b>	<b>1,594</b>
<b>El Paso</b>	<b>2,829</b>
<b>Midland</b>	<b>413</b>
<b>Pecos</b>	<b>595</b>
<b>San Antonio</b>	<b>981</b>
<b>Waco</b>	<b>284</b>
<b>TOTAL</b>	<b>7,340</b>



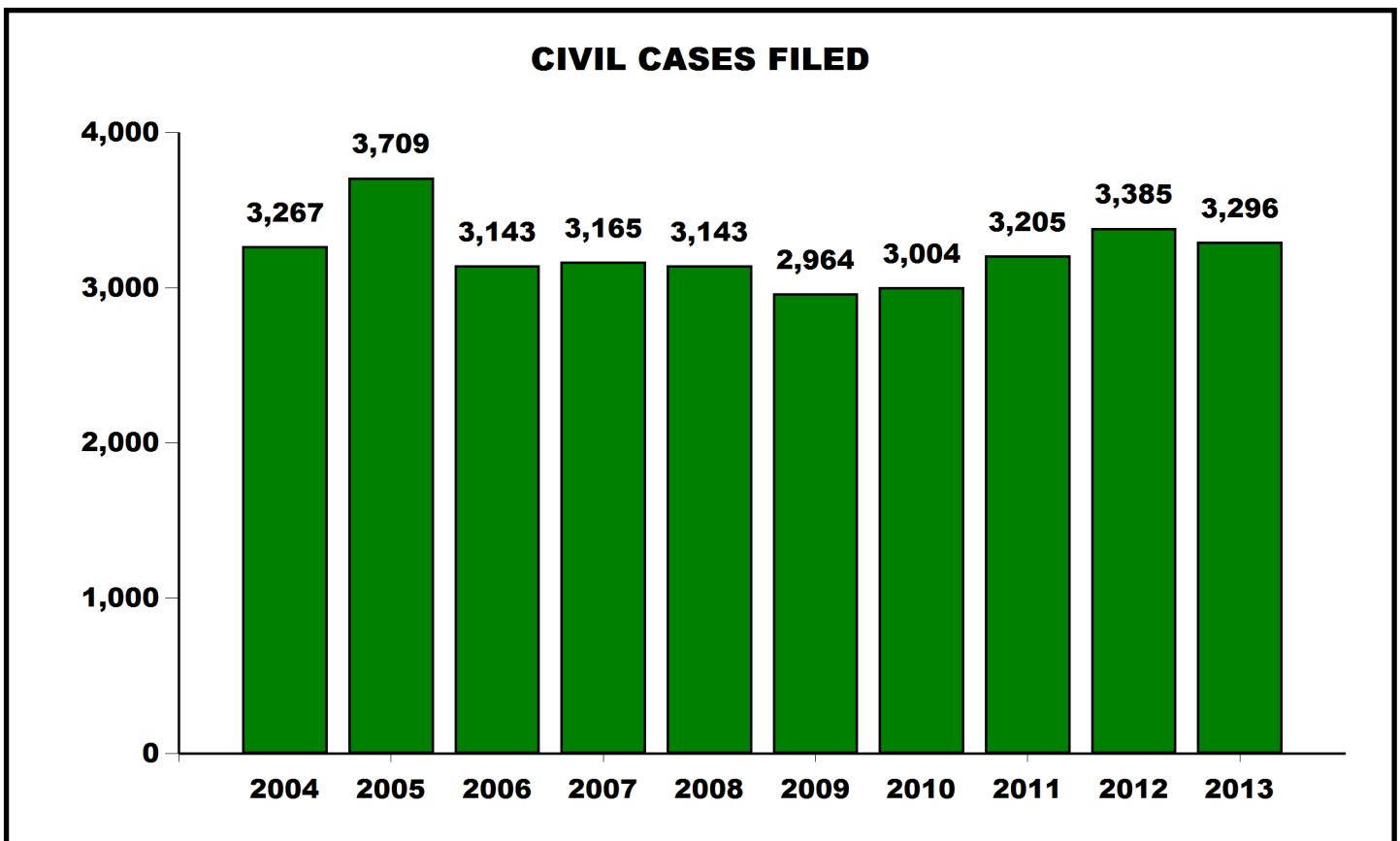
## TOTAL CASE FILINGS TEN YEAR REPORT - FISCAL YEAR 2013

DIVISION	2004	2005	2006	2007	2008	2009	2010	2011	2012	2013
Austin	1,114	1,487	1,229	1,222	1,333	1,409	1,671	1,721	1,541	1,583
Del Rio	1,013	1,113	1,110	1,011	1,232	1,514	1,806	2,014	1,940	1,587
El Paso	2,880	3,115	2,887	3,323	3,846	3,890	3,640	3,390	3,333	2,975
Midland	369	378	366	331	389	444	464	504	463	428
Pecos	410	351	327	356	331	432	514	503	608	538
San Antonio	1,573	1,635	1,471	1,481	1,613	1,802	1,790	1,703	2,004	1,863
Waco	621	625	541	586	560	536	610	570	540	612
<b>Total</b>	<b>7,980</b>	<b>8,704</b>	<b>7,931</b>	<b>8,310</b>	<b>9,304</b>	<b>10,027</b>	<b>10,495</b>	<b>10,405</b>	<b>10,429</b>	<b>9,586</b>
+/-		724	-773	379	994	723	468	-90	24	-843
% Change		9%	-9%	5%	12%	8%	5%	-1%	0%	-8%



**CIVIL CASES FILED  
TEN YEAR REPORT - FISCAL YEAR 2013**

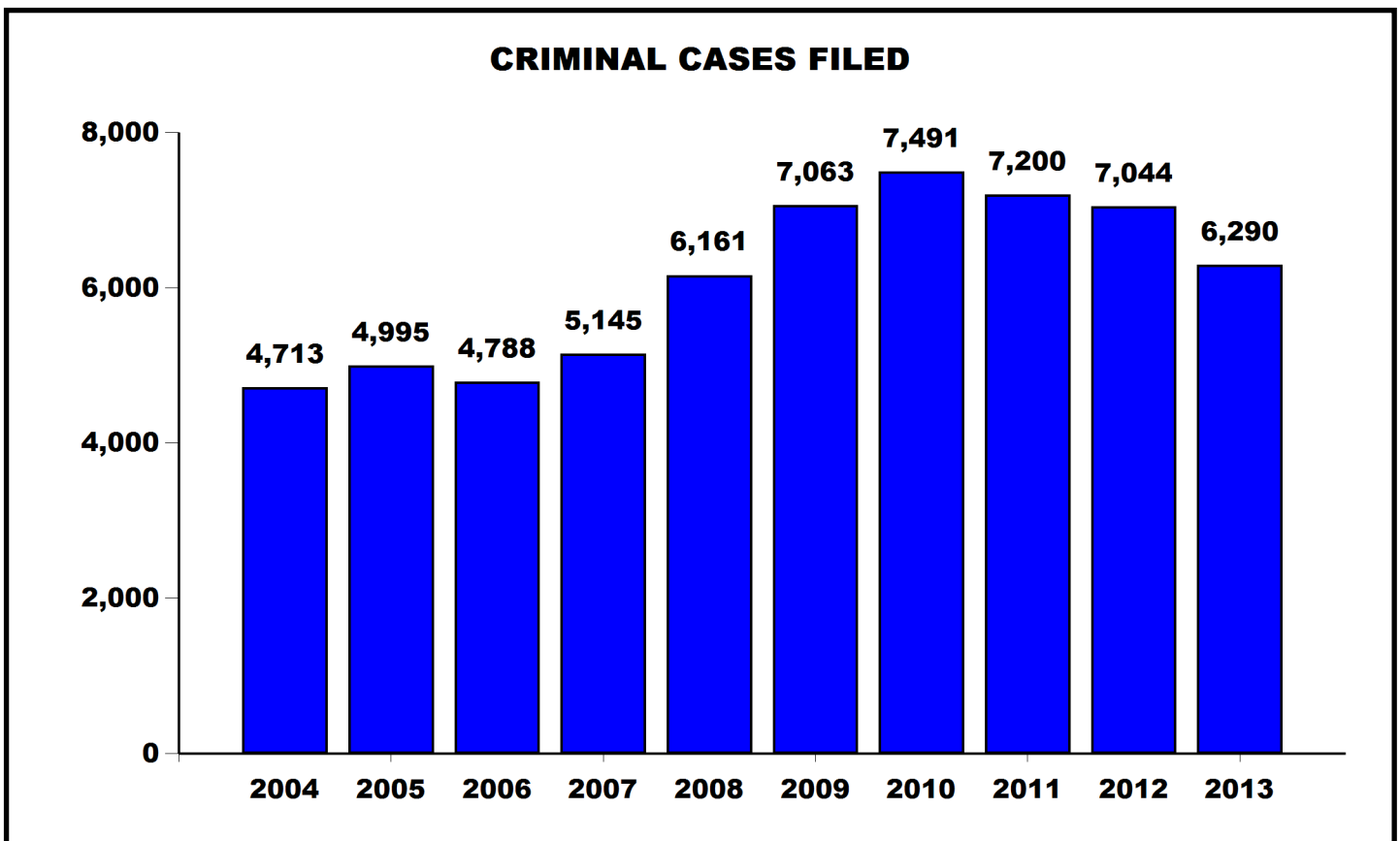
<b>DIVISION</b>	<b>2004</b>	<b>2005</b>	<b>2006</b>	<b>2007</b>	<b>2008</b>	<b>2009</b>	<b>2010</b>	<b>2011</b>	<b>2012</b>	<b>2013</b>
<b>Austin</b>	<b>876</b>	<b>1,279</b>	<b>982</b>	<b>1,017</b>	<b>968</b>	<b>902</b>	<b>914</b>	<b>1,080</b>	<b>1,072</b>	<b>1,090</b>
<b>Del Rio</b>	<b>85</b>	<b>86</b>	<b>86</b>	<b>72</b>	<b>81</b>	<b>72</b>	<b>78</b>	<b>53</b>	<b>67</b>	<b>76</b>
<b>El Paso</b>	<b>463</b>	<b>460</b>	<b>465</b>	<b>436</b>	<b>508</b>	<b>466</b>	<b>446</b>	<b>483</b>	<b>516</b>	<b>402</b>
<b>Midland</b>	<b>160</b>	<b>171</b>	<b>153</b>	<b>116</b>	<b>158</b>	<b>143</b>	<b>147</b>	<b>138</b>	<b>118</b>	<b>124</b>
<b>Pecos</b>	<b>105</b>	<b>108</b>	<b>70</b>	<b>73</b>	<b>43</b>	<b>52</b>	<b>100</b>	<b>122</b>	<b>145</b>	<b>86</b>
<b>San Antonio</b>	<b>1,150</b>	<b>1,166</b>	<b>1,033</b>	<b>1,036</b>	<b>1,009</b>	<b>1,001</b>	<b>986</b>	<b>999</b>	<b>1,169</b>	<b>1,131</b>
<b>Waco</b>	<b>428</b>	<b>439</b>	<b>354</b>	<b>415</b>	<b>376</b>	<b>328</b>	<b>333</b>	<b>330</b>	<b>298</b>	<b>387</b>
<b>Total</b>	<b>3,267</b>	<b>3,709</b>	<b>3,143</b>	<b>3,165</b>	<b>3,143</b>	<b>2,964</b>	<b>3,004</b>	<b>3,205</b>	<b>3,385</b>	<b>3,296</b>
<b>+/-</b>		<b>442</b>	<b>-566</b>	<b>22</b>	<b>-22</b>	<b>-179</b>	<b>40</b>	<b>201</b>	<b>180</b>	<b>-89</b>
<b>% Change</b>		<b>14%</b>	<b>-15%</b>	<b>1%</b>	<b>-1%</b>	<b>-6%</b>	<b>1%</b>	<b>7%</b>	<b>6%</b>	<b>-3%</b>





## CRIMINAL CASES FILED TEN YEAR REPORT - FISCAL YEAR 2013

DIVISION	2004	2005	2006	2007	2008	2009	2010	2011	2012	2013
Austin	238	208	247	205	365	507	757	641	469	493
Del Rio	928	1,027	1,024	939	1,151	1,442	1,728	1,961	1,873	1,511
El Paso	2,417	2,655	2,422	2,887	3,338	3,424	3,194	2,907	2,817	2,573
Midland	209	207	213	215	231	301	317	366	345	304
Pecos	305	243	257	283	288	380	414	381	463	452
San Antonio	423	469	438	445	604	801	804	704	835	732
Waco	193	186	187	171	184	208	277	240	242	225
<b>Total</b>	<b>4,713</b>	<b>4,995</b>	<b>4,788</b>	<b>5,145</b>	<b>6,161</b>	<b>7,063</b>	<b>7,491</b>	<b>7,200</b>	<b>7,044</b>	<b>6,290</b>
+/-		282	-207	357	1,016	902	428	-291	-156	-754
% Change		6%	-4%	7%	20%	15%	6%	-4%	-2%	-11%



## CRIMINAL DEFENDANTS FILED TEN YEAR REPORT - FISCAL YEAR 2013

DIVISION	2004	2005	2006	2007	2008	2009	2010	2011	2012	2013
Austin	296	296	357	300	535	624	873	806	592	644
Del Rio	1,073	1,192	1,202	1,175	1,396	1,664	2,067	2,229	2,096	1,594
El Paso	2,868	3,037	2,773	3,249	3,667	3,735	3,523	3,206	3,035	2,829
Midland	323	321	352	309	386	453	480	544	504	413
Pecos	442	354	427	406	394	486	642	585	722	595
San Antonio	674	699	610	686	868	988	1,035	882	1,074	981
Waco	290	303	263	220	253	286	365	326	288	284
<b>Total</b>	<b>5,966</b>	<b>6,202</b>	<b>5,984</b>	<b>6,345</b>	<b>7,499</b>	<b>8,236</b>	<b>8,985</b>	<b>8,578</b>	<b>8,311</b>	<b>7,340</b>
+/-		236	-218	361	1,154	737	749	-407	-267	-971
% Change		4%	-4%	6%	18%	10%	9%	-5%	-3%	-12%

